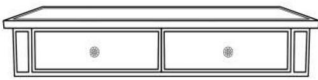

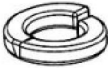

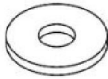

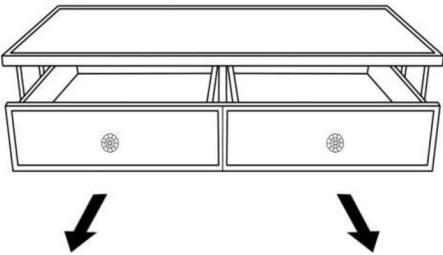


ASSEMBLY INSTRUCTIONS

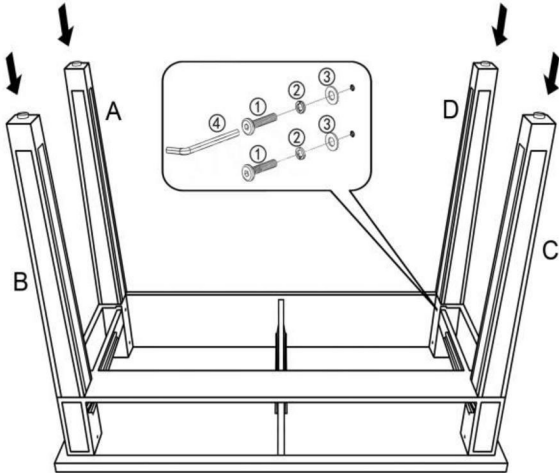
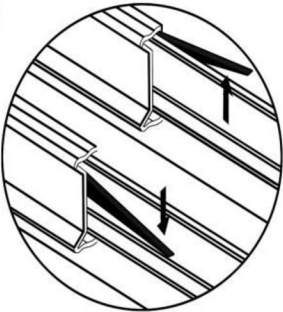
IMPORTANT

- We suggest you read this leaflet and follow the simple step-by-step instructions.
- Carefully check that you have all parts before beginning assembly.
- Keep fittings out of children's reach and keep children well away from the assembly area.
- We recommend using the packaging to protect surfaces during assembly.

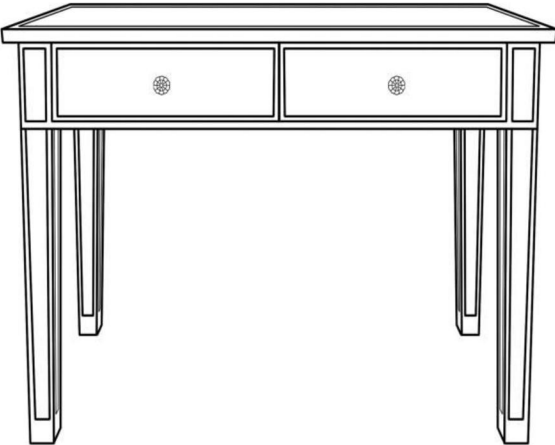
No	Illustration	Description	QTY	No	Illustration	Description	QTY
a		Table top	1	1		Bolt	8
				2		Spring washer	8
b		Leg	4	3		Flat washer	8
				4		Allen Key	1



1



2



3

Remark: Leg levelers can be adjusted for stability on uneven surfaces.