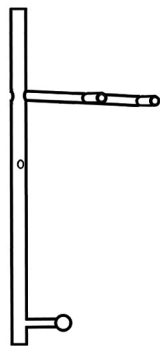


INSTALLATION INSTRUCTION

① X1



② X1



Remove the protective film from both sides of acrylic disc before installation

③ X2



Large acrylic purple disc

④ X2



Small acrylic gray disc

⑤ X1



⑥ X2



Tighten the M8 chrome-plating stainless steel screws by hand

⑦ X4




M8-1

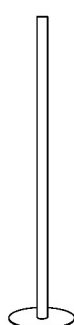
⑧ X1



⑨ X1



⑩ X1



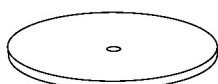
⑪ X1



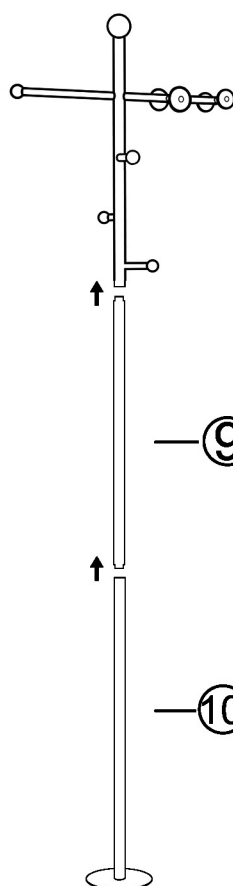
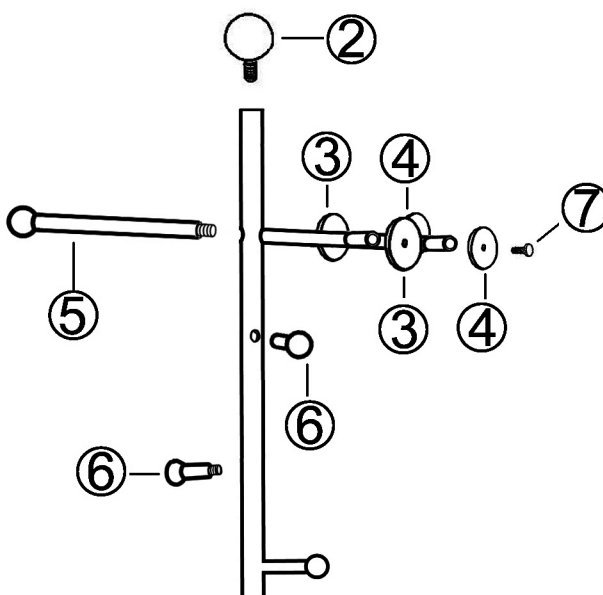
M8-2

(Note: Bolt 11 preinstalled on Part 10)

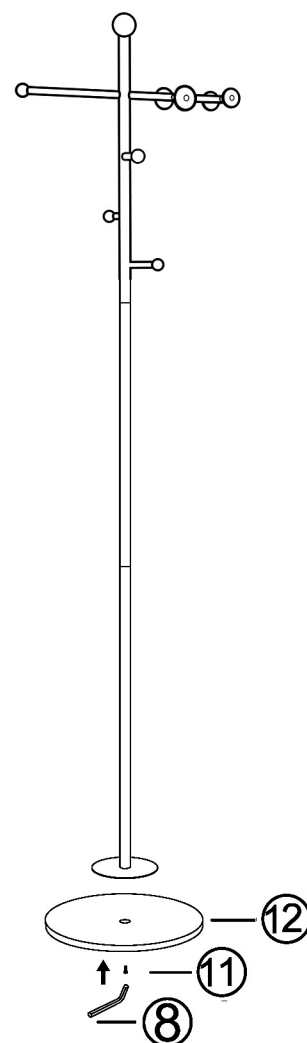
⑫ X1



STEP 1



STEP 2



STEP 3