

NO	Part	Qty
1	Headboard	1
2	Right bedside	1
3	Left bedside	1
4	Footboard	1
5	Sprung base	1
6	Angle Iron	2
7	Metal Legs	6

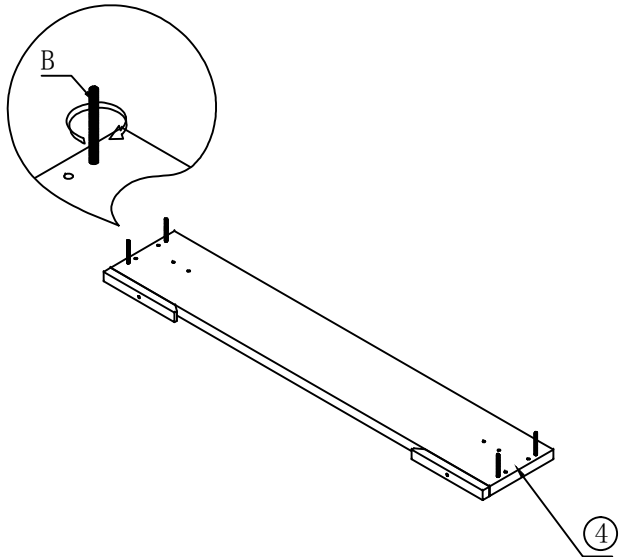
HARDWARE FOR BED			
NO	Part		Qty
A		Nut M8	8
B		Threaded Bolt M8x65	4
C		Screw M6x18	8
D		Screw M6x45	8
E		Gasket M8	4
F		Gasket M6	8
G		Spanner M8/13mm	1
H		Maxiluna Washer Ø40x15	8
I		Threaded Bolt M8x110	4
J		Cover Cap Ø40	8
K		Spanner	1

HARDWARE FOR BEDFRAME		
NO	Part	Qty
E		Gasket M8 24
A		Nut M8 12
M		Screw M8X20 4
N		Screw M8X45 8

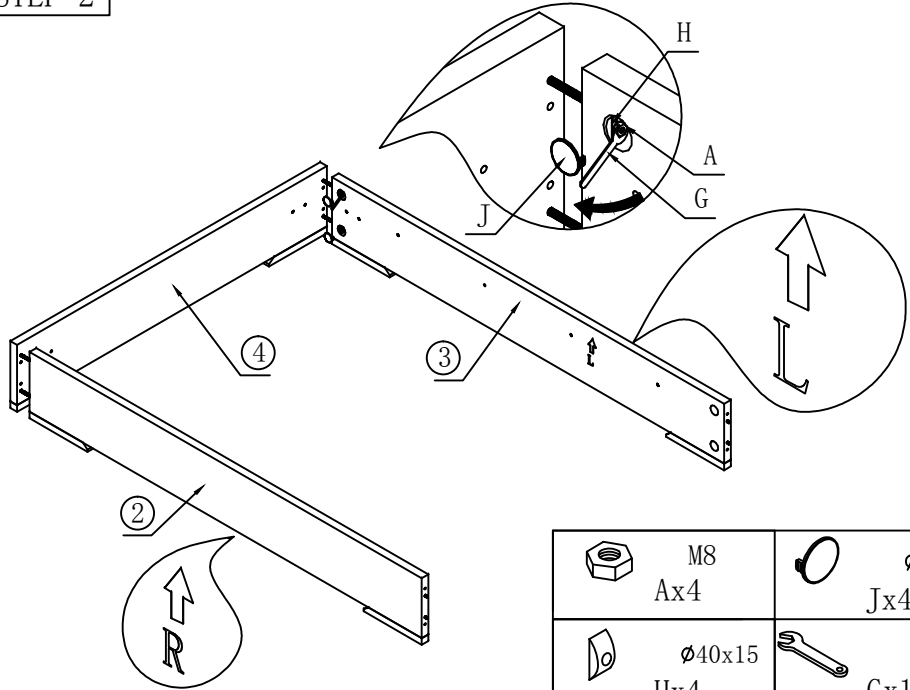
-
- Please check contents and read instructions before commencing assembly.
 - Please use a soft mat to avoid damaging during assembly
 - Assemble this article following the enclosed instructions carefully.





X2

STEP 1

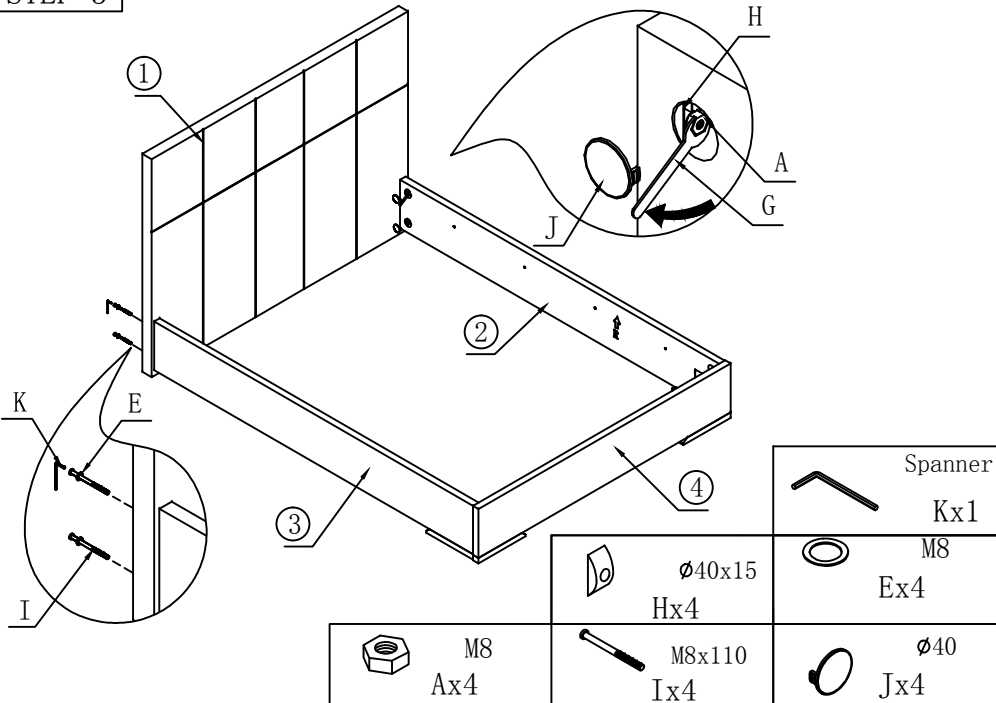








STEP 2



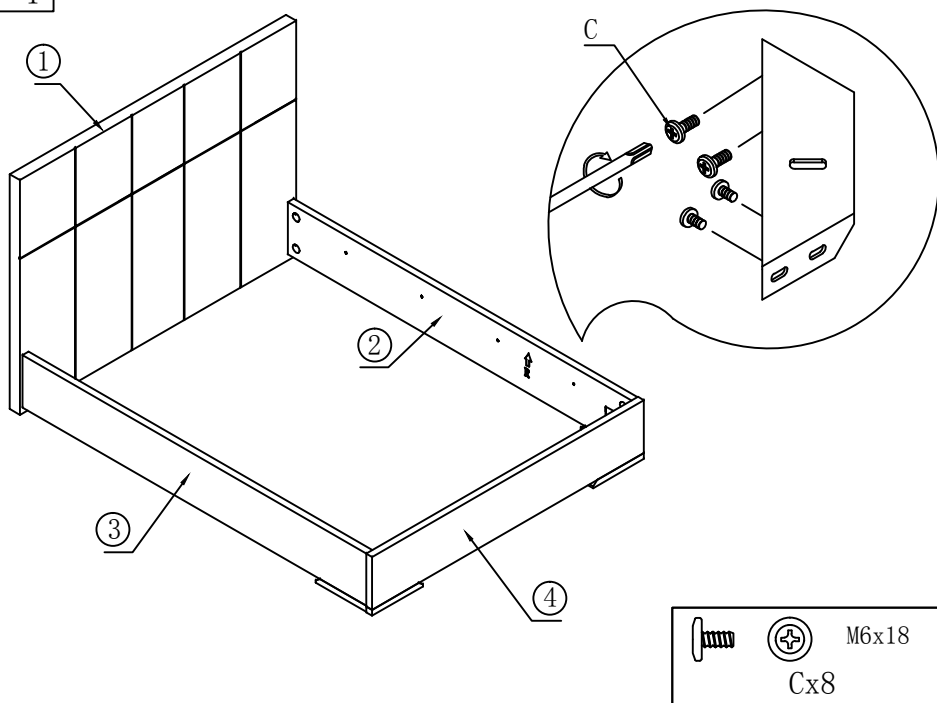
 M8 Ax4	 $\phi 40$ Jx4
 $\phi 40 \times 15$ Hx4	 Gx1



STEP 3



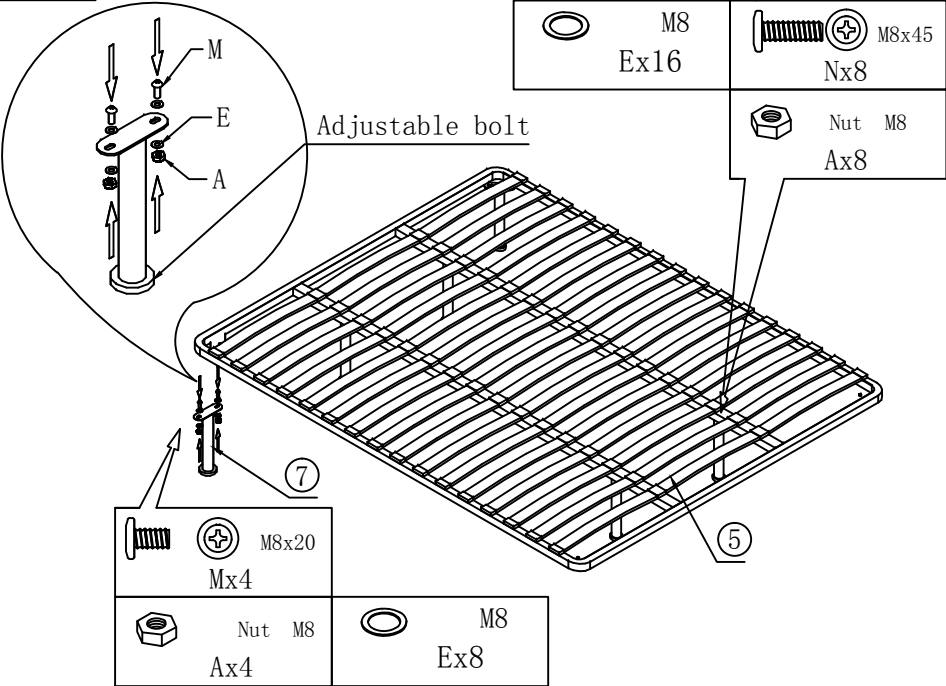
 M8 Ax4	 M8x110 Ix4	 $\phi 40$ Jx4
 $\phi 40 \times 15$ Hx4	 Spanner Kx1	 M8 Ex4

STEP 4

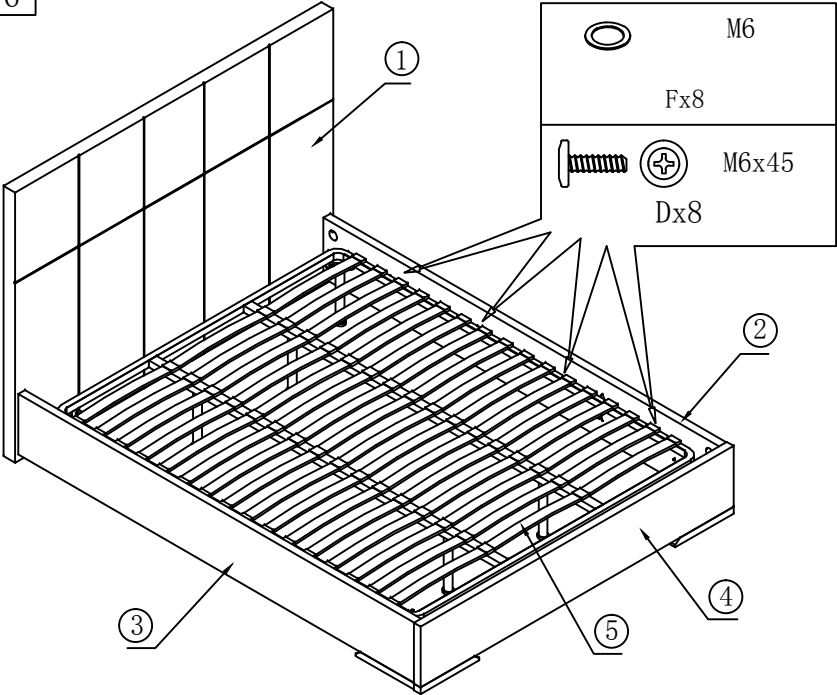


 Cx8	 M6x18
---	---

STEP 5



STEP 6



STEP 7

