










# Installation

Hardware List		Hardware List	
 Seat	1	 Frame	1
 8x35mm screws and Washers	4	 8x60mm screws and Washers	6
 6x70mm screws and Washers	4	 Hexagonal screw tap	1
 Foot pads and 4x10mm Self-tapping screws	4		

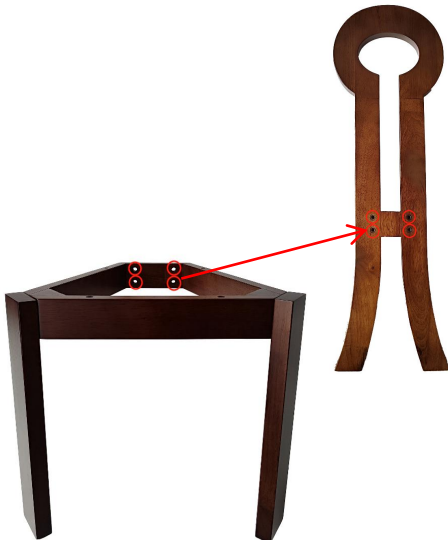
1




Note that all screw holes can be aligned before tightening the screws.



2



3



4

