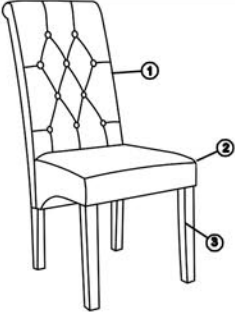
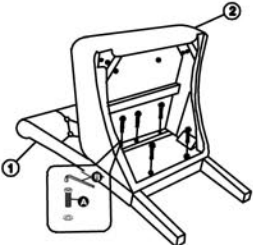
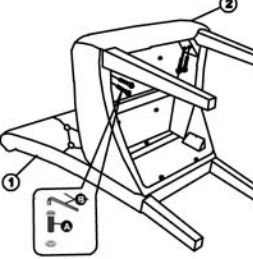

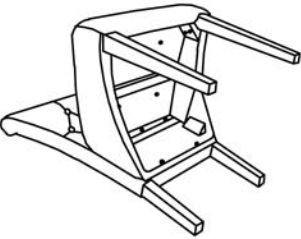
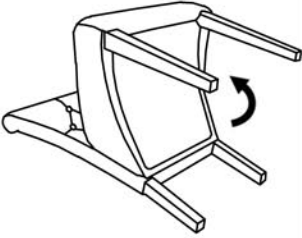






ASSEMBLY INSTRUCTION

	<p>①</p>  <p>Put the screws in the holes, tight the screws, but not too tight, 90% is ok.</p>	<p>②</p>  <p>Put the screws in the holes, tight the screws, but not too tight, 90% is ok.</p>	<p>③</p>  <p>Then adjust the balance of the chair.</p>
<p>④</p>  <p>Tight all the screws to 100%</p>	<p>⑤</p>  <p>Stick the black part on the seat</p>	<p>⑥</p> 	

HARDWARE LIST	CODE	PARTS	QTY.
	1	BACK	1
	2	SEAT	1
	3	FRONT LEG	2

HARDWARE LIST	CODE	PARTS	QTY.
	A	M8x60MM  	9
	B	ALLEN KEY 	1