

RETURN & EXCHANGE INSTRUCTIONS

We want you to be completely satisfied with your purchase. If your item arrives damaged, defective, or not as expected, please follow the steps below:

- **Contact Us First:**

Before initiating a return, please reach out to our customer service team with your order number, photos of the issue, and a brief description.

✉ Email: starise@starise-hk.com

- **Return Authorization:**

Once your request is approved, our team will provide a Return Authorization Number (RMA) and detailed return instructions.

- **Repack the Item:**

- Place all parts, accessories, and the original user manual back in the original packaging.
- Ensure the product is clean and free from damage caused by misuse.

- **Refund or Replacement:**

- Refunds will be processed once the returned product is received and inspected.
- Replacement items will be shipped within 3–5 business days after confirmation.

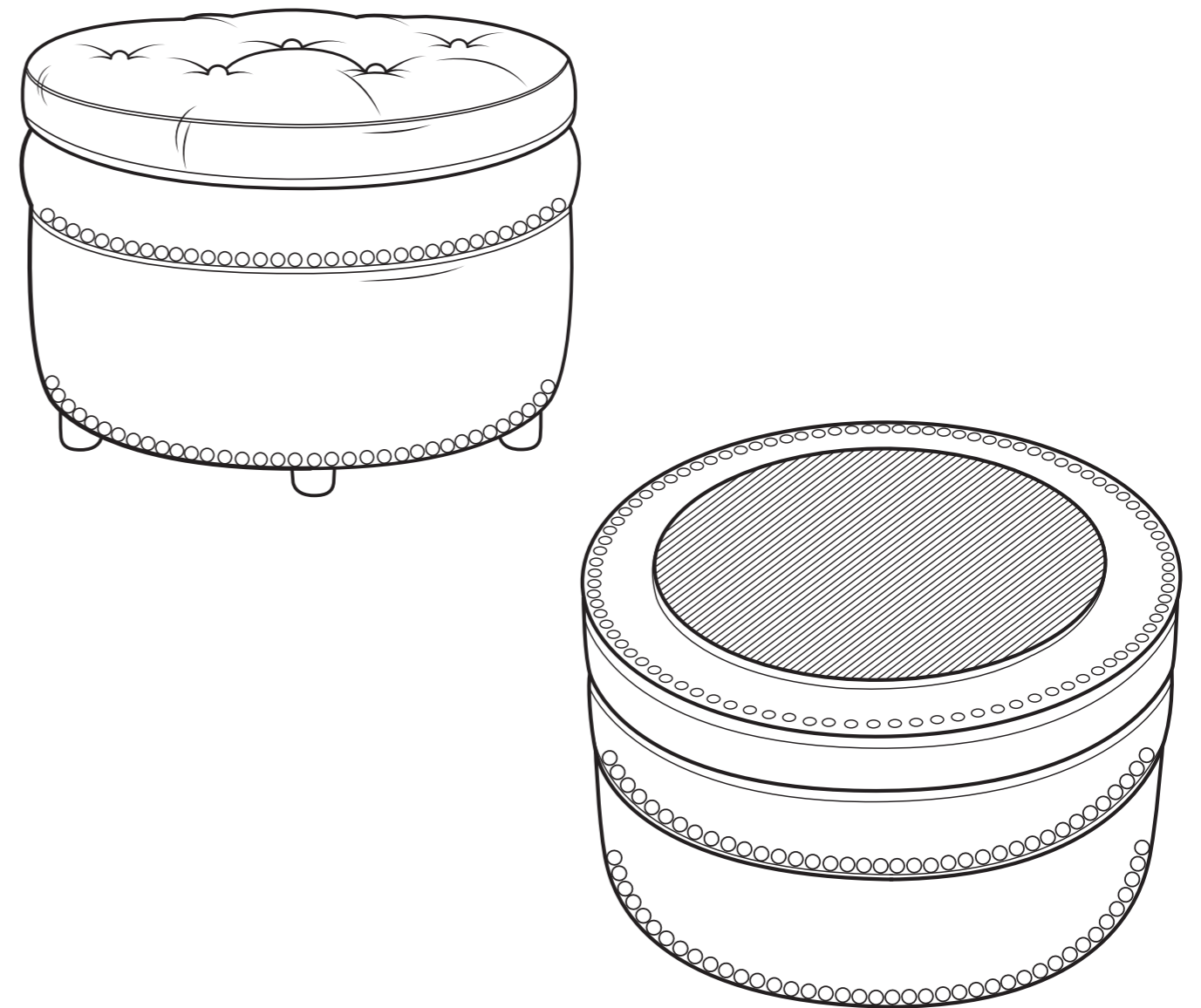


Note:

Returns without prior authorization may not be accepted. Items damaged due to improper use or assembly are not eligible for return.


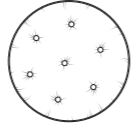

USER MANUAL

ROUND OTTOMAN WITH STORAGE



MATERIAL: FABRIC UPHOLSTERY, FOAM CUSHION, WOODEN LEGS
MODEL: [9132] BRAND: [FZONIEL]

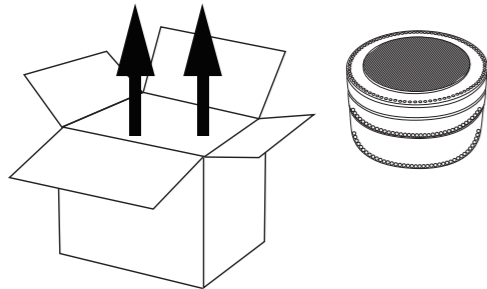
PACKAGE CONTENTS/PART LIST

NO	DESCRIPTION	SKETCH	QTY
1	Ottoman Body		1PC
2	Lid / Top Cushion		1PC
3	Set of Legs		4PCS
4	User Manual		1PC

ASSEMBLY INSTRUCTIONS

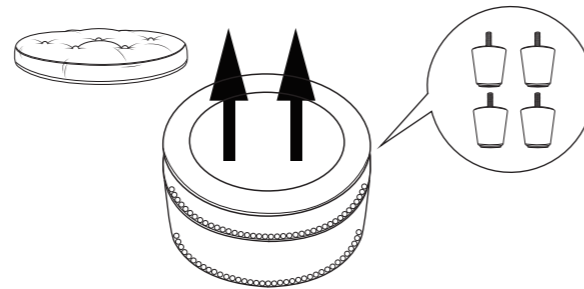
Tools Required: No tools required (legs are pre-threaded for easy assembly).

Step 1: Unpack the Ottoman



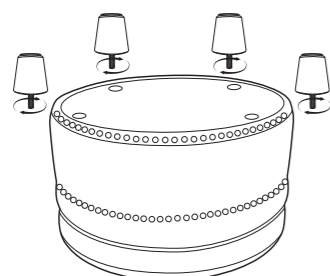
Carefully remove all parts from the carton. Check that all components are included and undamaged.

Step 2: Locate the Legs



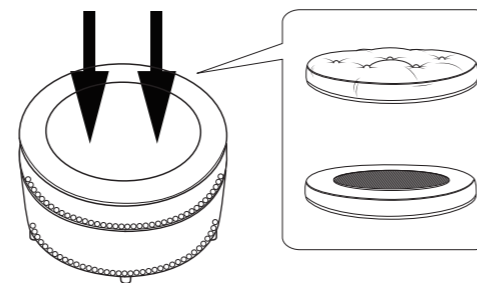
You'll find the legs and hardware stored inside the ottoman compartment.

Step 3: Attach the Legs



Turn the ottoman upside down on a soft surface to avoid scratches. Align each leg with the pre-drilled hole. Screw the legs clockwise into the threaded inserts until secure.

Step 4: Install the Lid



Place the lid or cushion top onto the ottoman base.

USAGE INSTRUCTIONS

- As a Seat:** Suitable for sitting (max load capacity: typically 250–300 lbs).
- As a Footrest:** Perfect for resting your legs and feet.
- As Storage:** Lift the lid to store blankets, books, toys, or other household items.
- As a Coffee Table:** Use a tray on top for drinks or décor.

CARE & MAINTENANCE

- Cleaning Fabric Upholstery:**
Spot-clean with a mild detergent and a damp cloth. Do not use bleach.
- Cleaning Leather or Faux Leather:**
Wipe with a soft cloth and mild soap solution. Dry immediately.
- Avoid Direct Sunlight:**
Prolonged exposure may cause fading or cracking.
- Avoid Excessive Weight:**
Do not stand or jump on the ottoman.
- Regular Check:**
Periodically check and retighten legs if necessary.

SAFETY INFORMATION

- This product is for indoor use only.
- Keep away from sharp objects and open flames.
- Do not use as a step stool.
- Always supervise children when in use.