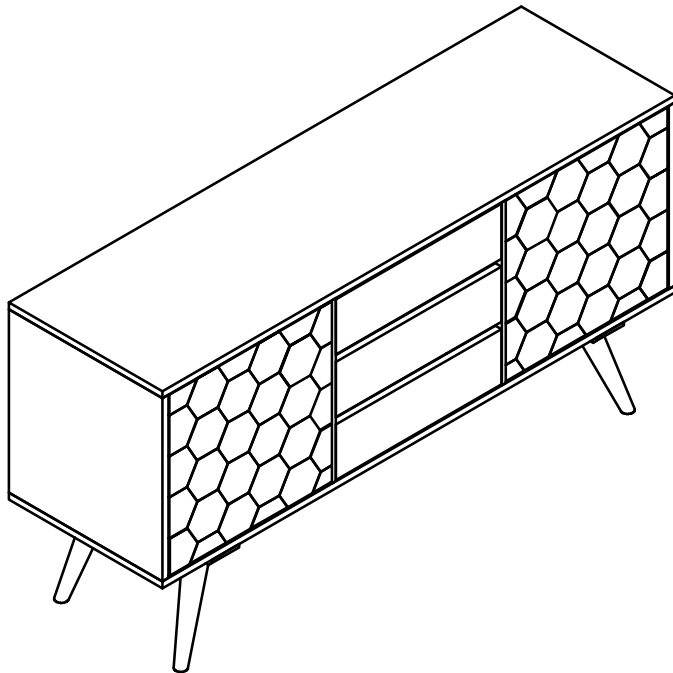
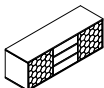



**BLACK BUFFET**


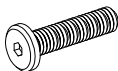

# **ASSEMBLY INSTRUCTIONS**



## PARTS LIST

LABEL	PICTURE	DESCRIPTION	QTY
A		CHEST	1
B		LEG	2

## HARDWARE

LABEL	PICTURE	DESCRIPTION	QTY
C		METAL GASKET Ø8/16xH1.5mm	12
D		SCREW M8X30	12
E		WRENCH M4x60	1

### BEFORE BEGINNING ASSEMBLY:



*Read instructions cover to cover*



*Have two adults on hand for assembly*



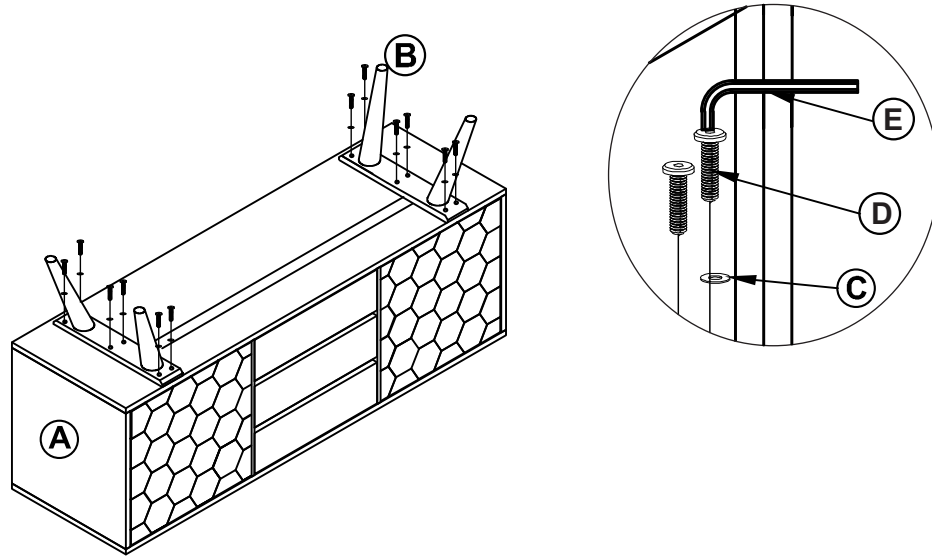
*Do NOT assemble on flooring or carpet. Assemble on a clean non-marring surface (ex: packing foam)*



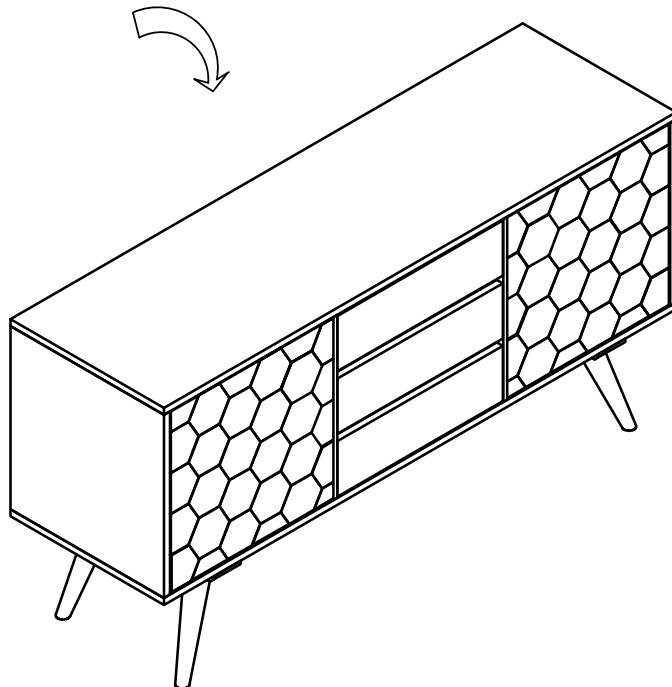
*Save all packaging until assembly is completed*

# ASSEMBLY STEPS

## STEP#1



## STEP#2



---

## CARE & MAINTENANCE

---



Do not put hot items directly on furniture surface.



Do not clean furniture with harsh cleansers or polish



Dust and pick up spills using a clean, non-colored, lint-free cloth.



Stains may be removed with mild soap solution and a damp cloth.



Do not place furniture under direct sunlight.



Do not place furniture near heating or cooling vents.



Do not write on furniture without a padded barrier to protect the surface.



Do not place furniture outside, for indoor use only.