

NOTICE

- * Please make sure that you have all parts indicated and they are in good condition before you begin assembly of this item. Refer to part list and hardware list below for guidance.
- * This item should be assembled on a soft surface to prevent scratching the finish during assembly.
- * This item may require periodic tightening
- * If you are having difficulty, our friendly Customer Care team is always here to help. Please email customersupport@safavieh.com



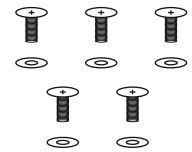
PREPARATION

- * Before beginning assembly of product, make sure all parts are present. Compare parts with part contents list and hardware contents list.
- * If any part is missing or damaged, do not attempt to assemble the product.
- * Estimated Assembly Time: 10 minutes.

CARE MAINTENANCE

Spot clean using a mild water-free solvent. Only a professional cleaner should undertake a complete overall cleaning
 The use of steam or water-based cleaners may cause excessive shrinking or staining.


Part List & Hardware List

Piece	Description	Picture	Qty
A	Top		1 Pc
B	Base		1 Pc
C	Screw & Washer		5 Pcs



Item# FOX5526A

Product Dimension.: 16"W x 16"D x 18"H

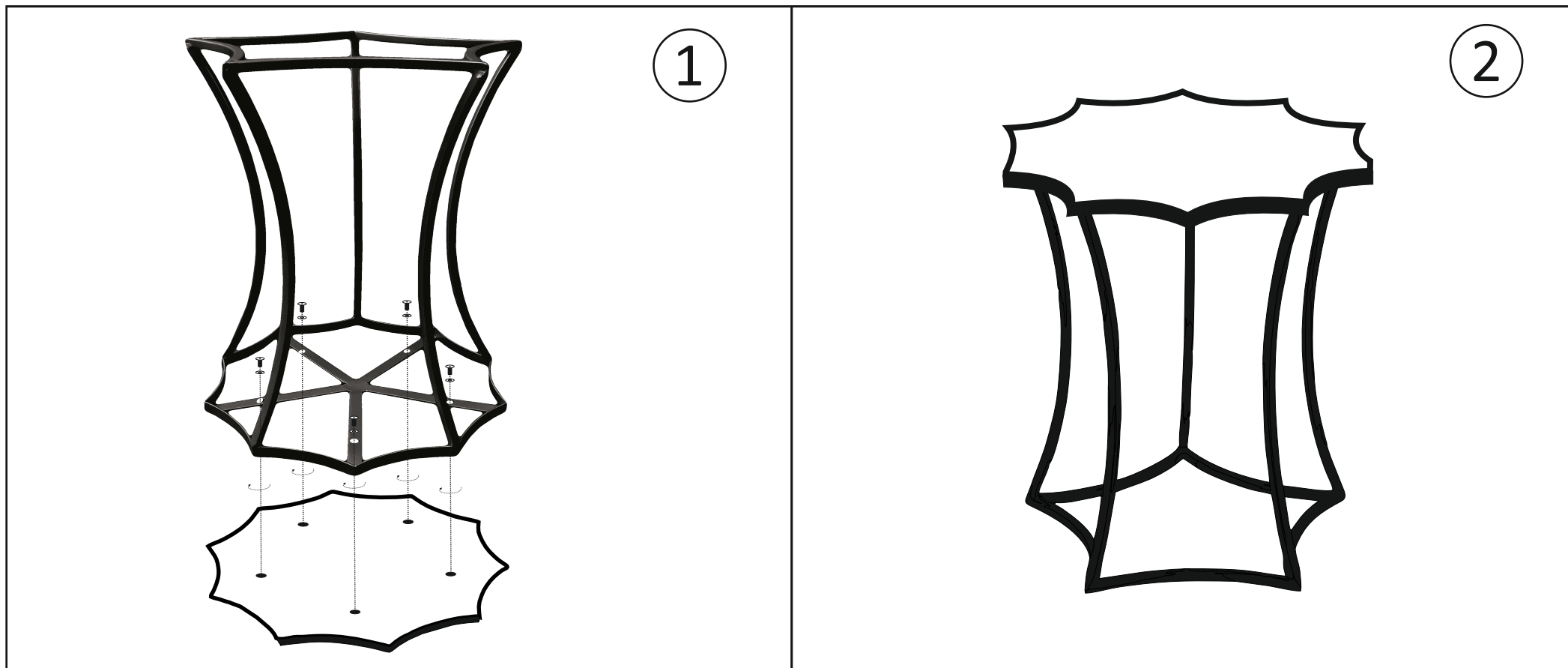


 **WARNING** 

Weight Capacity : 50.00 LBS
 Warning : Do not stand on table
 Warning : Do not over torque bolts.

NOTICE

- * Before beginning assembly of product, make sure all parts are present. Compare parts with part contents list and hardware contents list.
- * If any part is missing or damaged, do not attempt to assemble the product.
- * Estimated Assembly Time: 10 minutes.
- * If you are having difficulty, our friendly Customer Care team is always here to help. Please email customersupport@safavieh.com



STEP 1 : MATCH THE TOP IN THE BASE AND TIGHT SCREW COUNTER CLOCKWISE IN THE BASE