

# ASSEMBLY INSTRUCTION

## DINING TABLE



# ASSEMBLY INSTRUCTION

## DINING TABLE

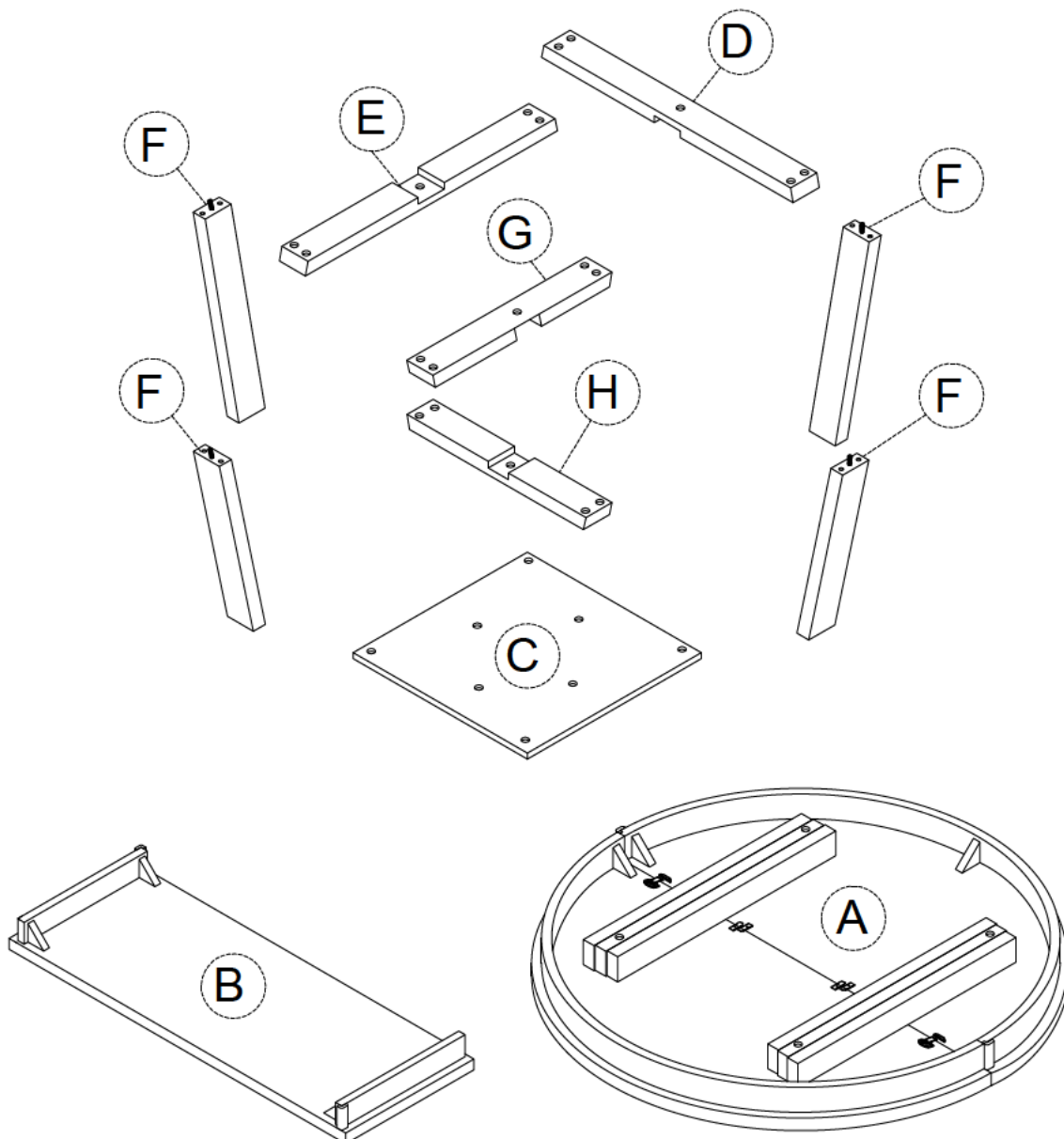
### IMPORTANT NOTE:















**Please read these instructions fully before starting assembly:**

1. Place all wooden parts on a clean and smooth surface such as a rug or carpet to avoid scratching the parts.
2. Kindly follow the assembly instructions step by step.
3. Do not tighten all screws and bolts until the table is fully assembled.
4. Unscrew the protective plastique supports from the metal insert of the table legs before assembly.
5. Parts of the assembly will be easier with 2 people.

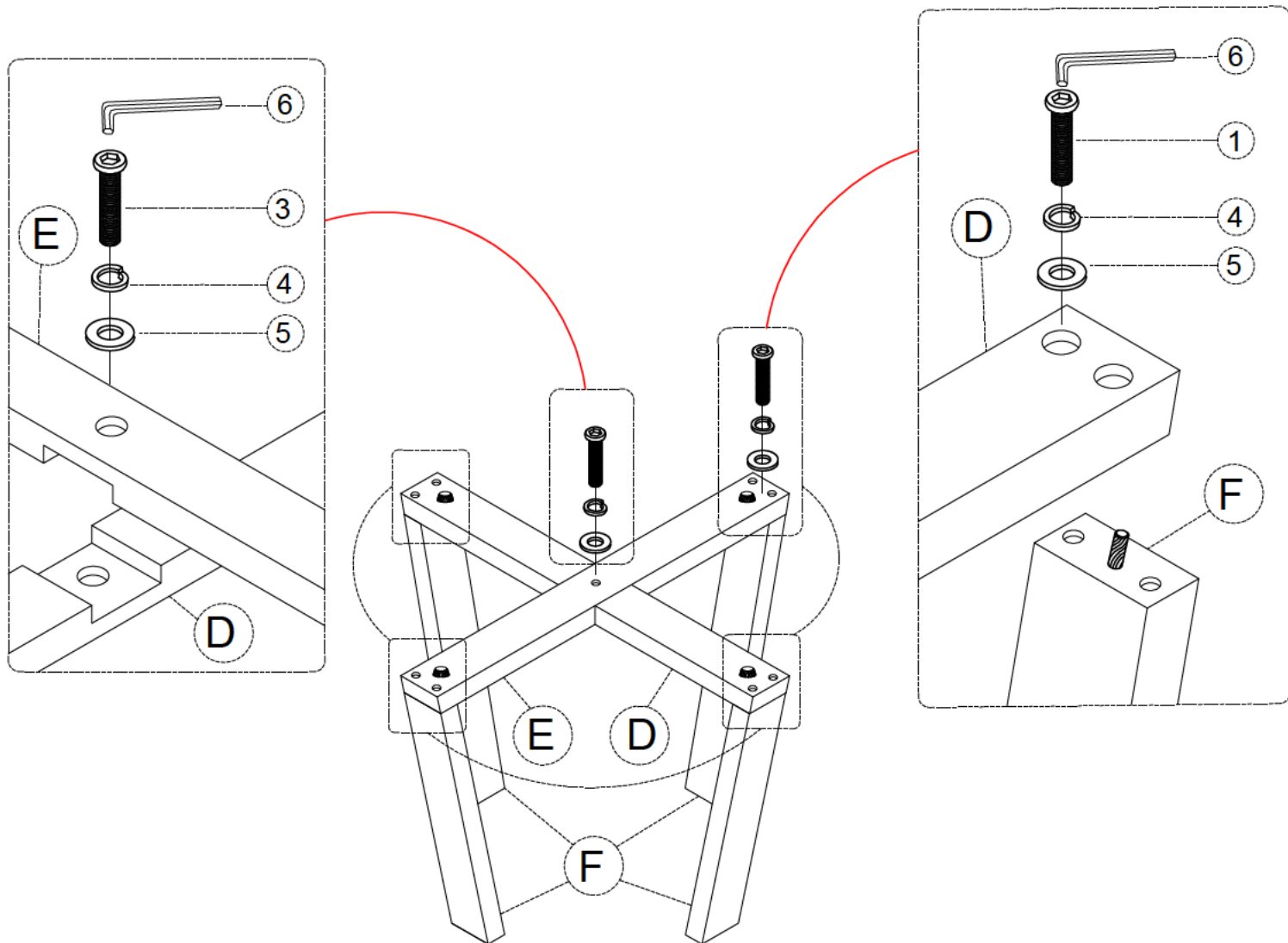
Care and maintenance:





Only clean using a damp cloth and mild detergent, do no use bleach or abrasive cleaners.







Part List For One			Hardware List For One		
No	Parts Description.	Q'ty	No	Hardware Description.	Q'ty
A	TOP PANEL 	1pc	1	Bolts 5/16"* 60mm 	16pcs
B	LFAF 	1pc	2	Bolts 5/16"* 40mm 	8pcs
C	MOUNTING PLATE 	1pc	3	Bolts 5/16"* 30mm 	2pcs
D	BOTTOM LEGS 	1pc	4	Spring Washer 5/16"* 13mm x 1.5mm 	26pcs
E	BOTTOM LEGS 	1pcs	5	Flat Washer 5/16"* 16mm x 1.5mm 	26pcs
F	LEGS 	4pcs	6	Allen Key 4mm*60mm 	1pc
G	MIDDLE LEGS 	1pc			
H	MIDDLE LEGS 	1pc			

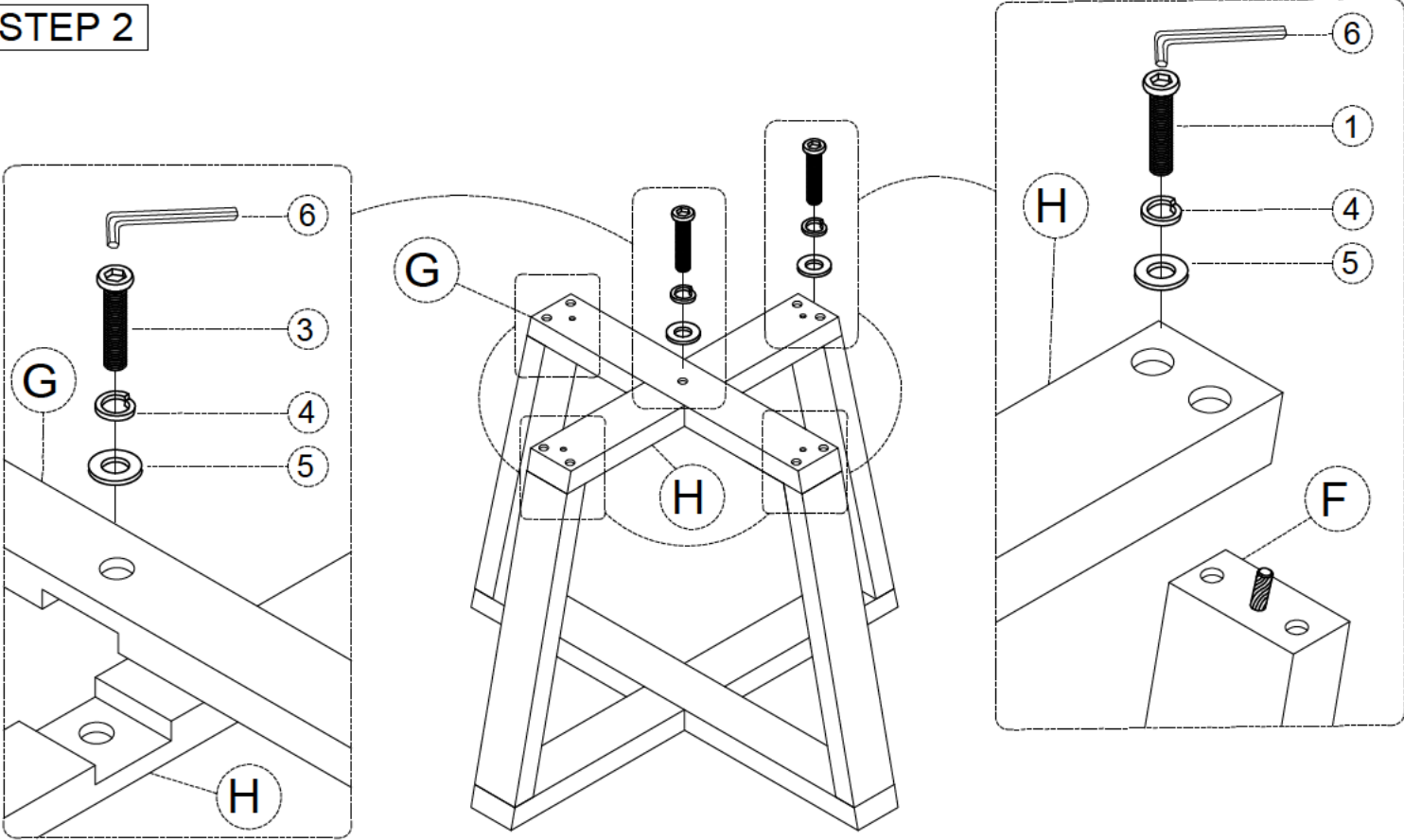
## STEP 1







Bolts 5/16 x 30mm  ③x 1	Spring Washer 5/16 x 13mm x 1.5mm  ④x 1	Flat Washer 5/16 x 16mm x 1.5mm  ⑤x 1	Allen Key 4mm x 60mm  ⑥x 1
---	--	--	---

Bolts 5/16 x 60mm  ①x 8	Spring Washer 5/16 x 13mm x 1.5mm  ④x 8	Flat Washer 5/16 x 16mm x 1.5mm  ⑤x 8	Allen Key 4mm x 60mm  ⑥x 1
--	--	--	---

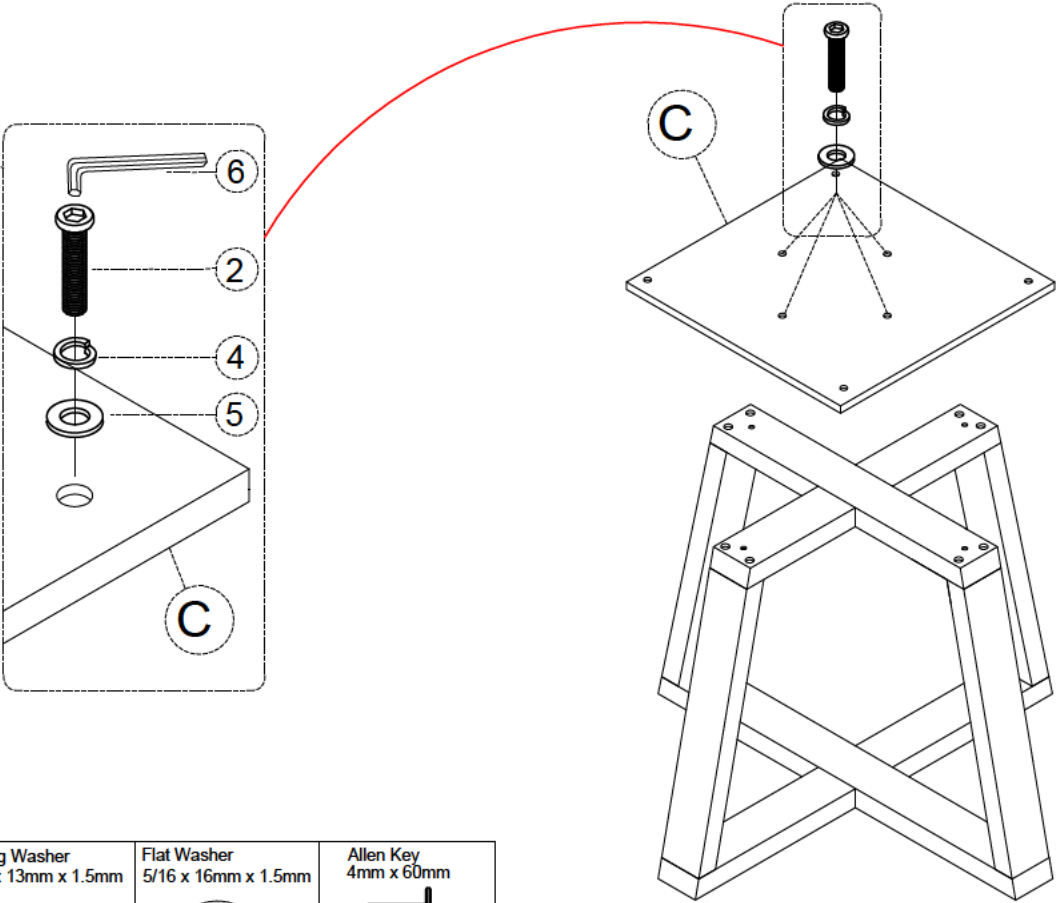
STEP 2







Bolts 5/16 x 30mm	Spring Washer 5/16 x 13mm x 1.5mm	Flat Washer 5/16 x 16mm x 1.5mm	Allen Key 4mm x 60mm
			
③x 1	④x 1	⑤x 1	⑥x 1

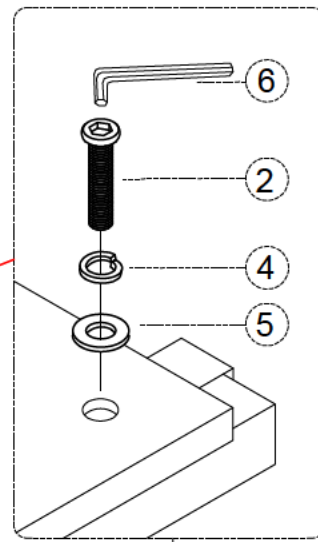
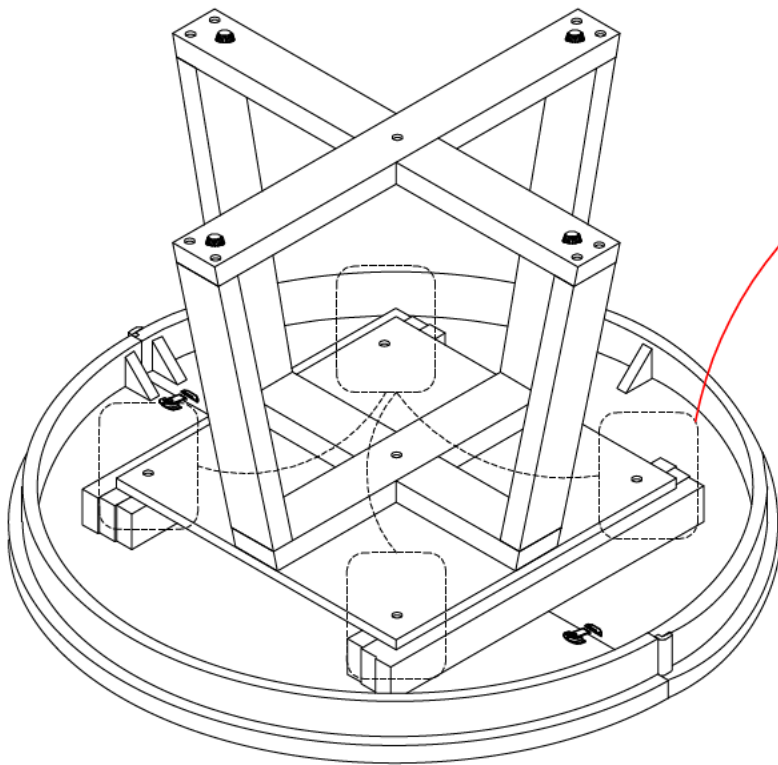
Bolts 5/16 x 60mm	Spring Washer 5/16 x 13mm x 1.5mm	Flat Washer 5/16 x 16mm x 1.5mm	Allen Key 4mm x 60mm
			
①x 8	④x 8	⑤x 8	⑥x 1

STEP 3



Bolts 5/16 x 40mm	Spring Washer 5/16 x 13mm x 1.5mm	Flat Washer 5/16 x 16mm x 1.5mm	Allen Key 4mm x 60mm
			
②x 4	④x 4	⑤x 4	⑥x 1

## STEP 4



Bolts  
5/16 x 40mm



Spring Washer  
5/16 x 13mm x 1.5mm



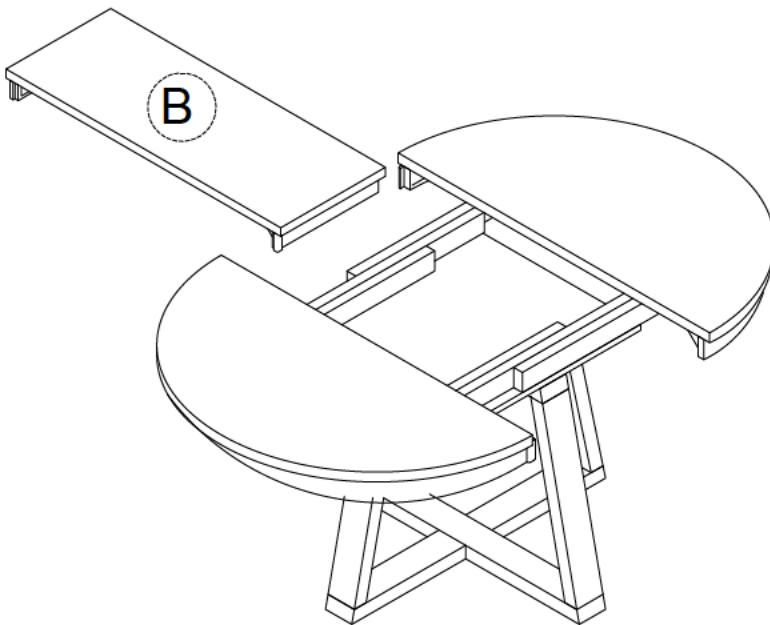
Flat Washer  
5/16 x 16mm x 1.5mm



Allen Key  
4mm x 60mm



## STEP 5



## FINISH

