

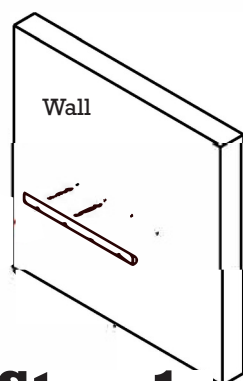
AF-57724

Louis XVI-Style Crescent Golden
Ribbon Wall Console Table

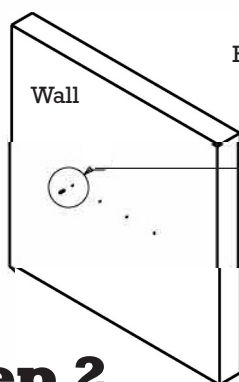
design TOSCANO®

INSTRUCTIONS FOR YOUR PRODUCT

Thank you for your recent purchase of this Design Toscano hand-crafted piece of furniture art. We have taken great care to create this piece especially for you. Please review these instructions and assemble this piece with care. Do not over tighten any screw or bolt connection.

**Step 1**

After deciding wall position and correct height, position cleat on wall and transfer hole position to wall by marking screw holes.

**Step 2**

Repeat 4 times.

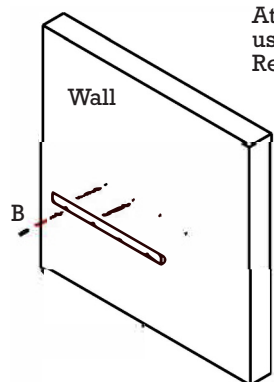
After marking screw hole positions, pre-drill holes for wall anchors (A) and insert them in the corresponding hole.

Parts

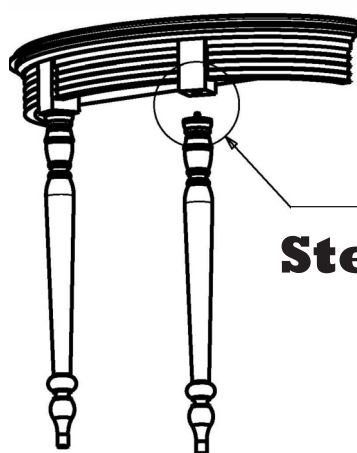
A (4 PCS)



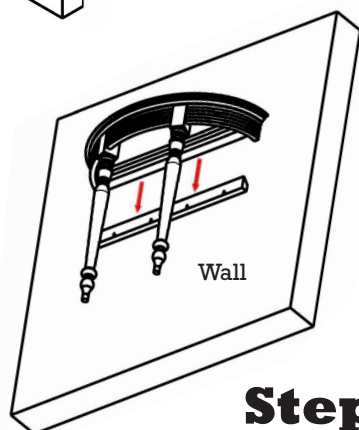
B (4 PCS)

**Step 3**

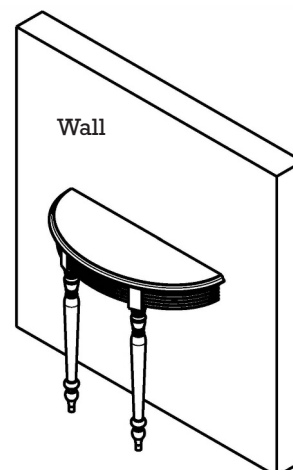
Attach cleat to wall using screws (B). Repeat 4 times.

**Step 4**

Repeat 2 times until tight.

**Step 5**

Assembled Product



©Copyright 2022, Design Toscano, Inc.

1.800.525.0733
DESIGNTOSCANO.COM

**THANK YOU
FOR YOUR PURCHASE**