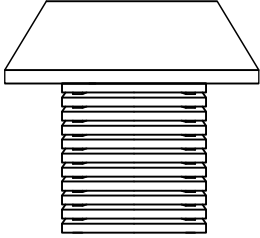





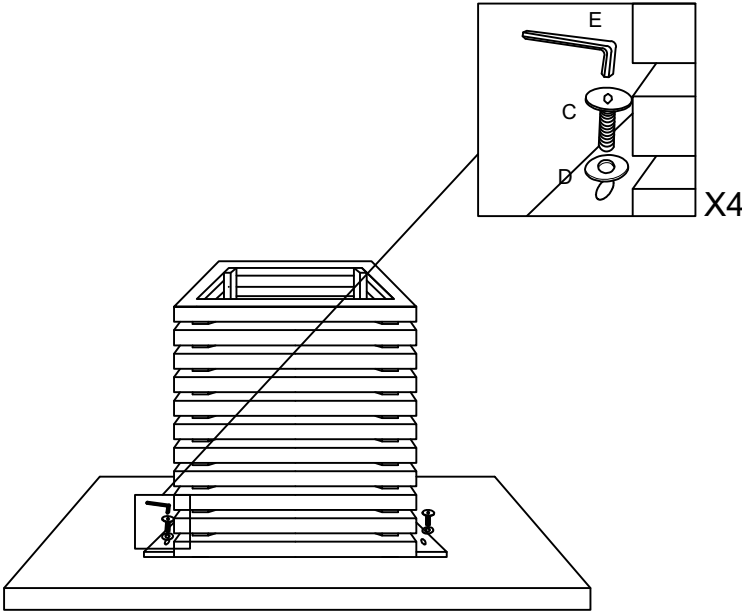


# ASSEMBLY INSTRUCTION

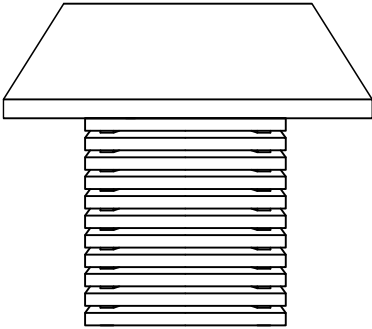
## LR 03917 - SIDE TABLE

	<p>A</p>  <p>TOP - 1 QTY.</p>	<p>B</p>  <p>BASE - 1 QTY.</p>	
	<p>C</p>  <p>BOLT - 4 PCS (8x40mm)</p>	<p>D</p>  <p>WASHER - 4 PCS (8x25mm)</p>	<p>E</p>  <p>ALLEN KEY - 1 PC (5mm)</p>

**1**



**2**



FINAL PRODUCT