

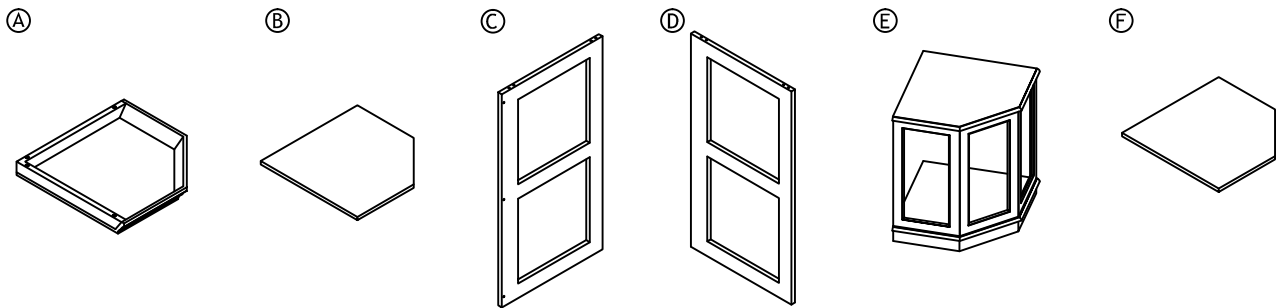
# ASSEMBLY INSTRUCTIONS

## CORNER BAR CABINET

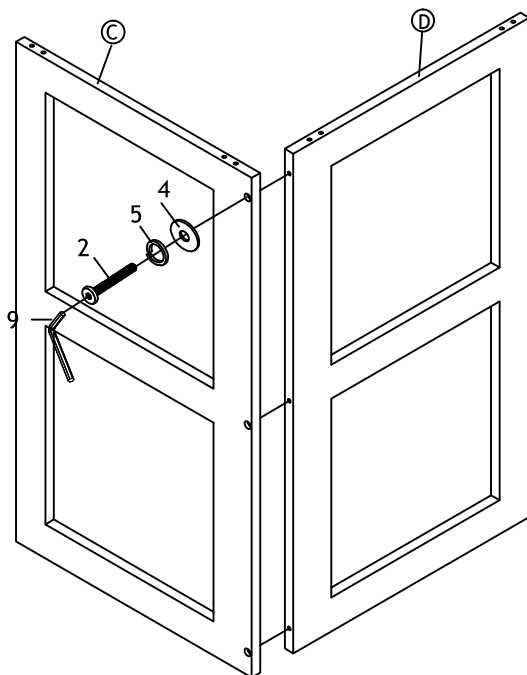
Read this instruction carefully.Refer hardware and furniture parts list for guidance.Be sure all parts are complete,before assembling.Place all wooden furniture part on a clean and flat soft surface to prevent scratches.Refer steps provided as assembling guide

PART LIST		
ITEM	DESCRIPTION	QTY
A	Top	1PC
B	Upper Shelf	1PC
C	Right Plate	1PC
D	Left Plate	1PC
E	Base	1PC
F	Sub-shelf	1PC

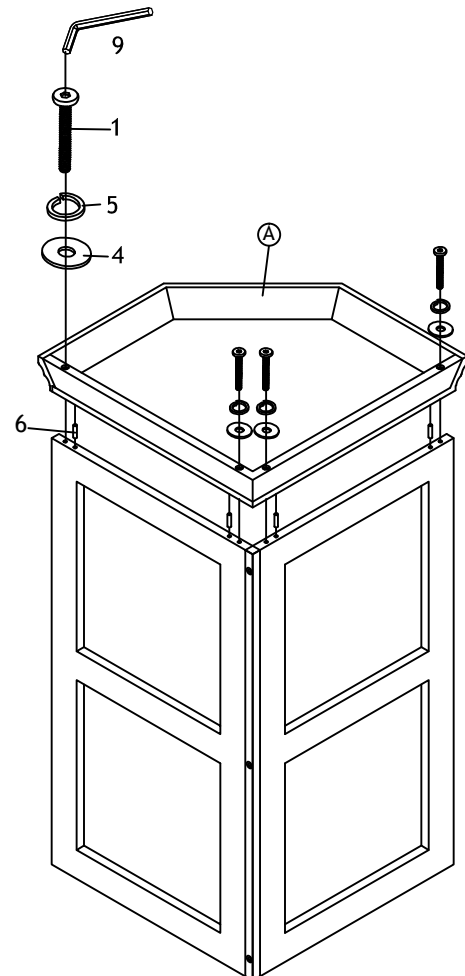
HARDWARE LIST		
ITEM	DESCRIPTION	QTY
1	Bolt (1/4 " * 2")	4PCS
2	Bolt (1/4 " * 1-1/2")	7PCS
3	Bolt (1/4 " * 5/8")	8PCS
4	Metal Washers (Dia 14mm)	19PCS
5	Lock Washers (Dia 1/4")	19PCS
6	Wood Dowel	8PCS
7	Angle Iron	4PCS
8	Shelf Support	5PCS
9	Allen Wrench	1PC



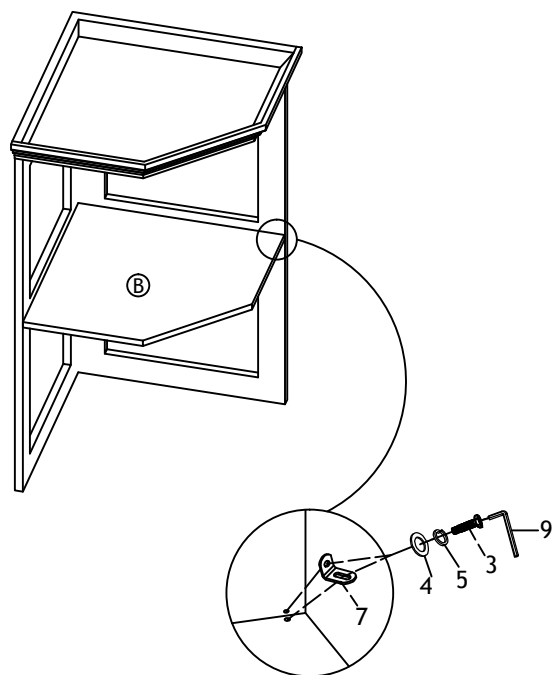
STEP 1:



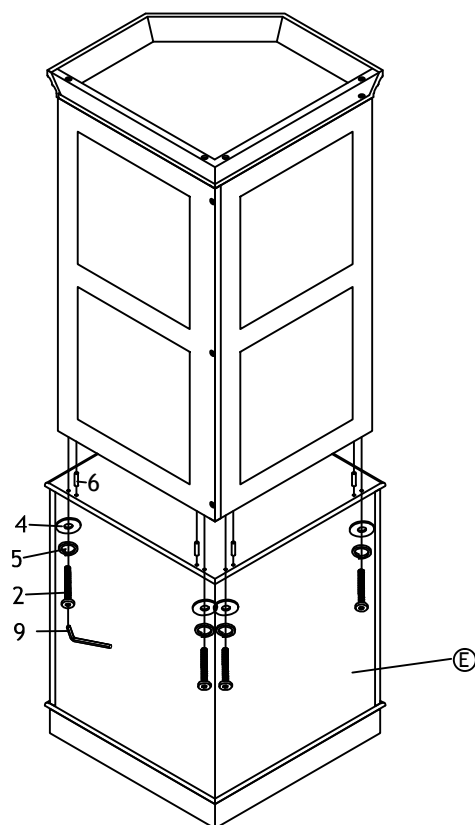
STEP2:



STEP 3:



STEP 4:



STEP 5:

