


# Instruction Manual



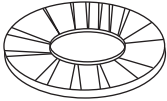
## User Guide

### Make life better

Warm tips: We are proud of high-quality products and satisfactory service, but the goods may encounter special circumstances during transportation, if you receive the goods with missing or damaged parts, please take photos and contact our customer service before returning the goods , we will customize a solution that satisfies you, thank you.



# Instruction

NO	DESCRIPTION		QTY
A	Barrel Body		1
B	Leg		4
C	Plastic Anti Slip Pad		4

## Note:

As shown in the figure, lay down bucket body A, install anti slip pads on the four wooden legs, and tighten them clockwise respectively.

# Installation Method

