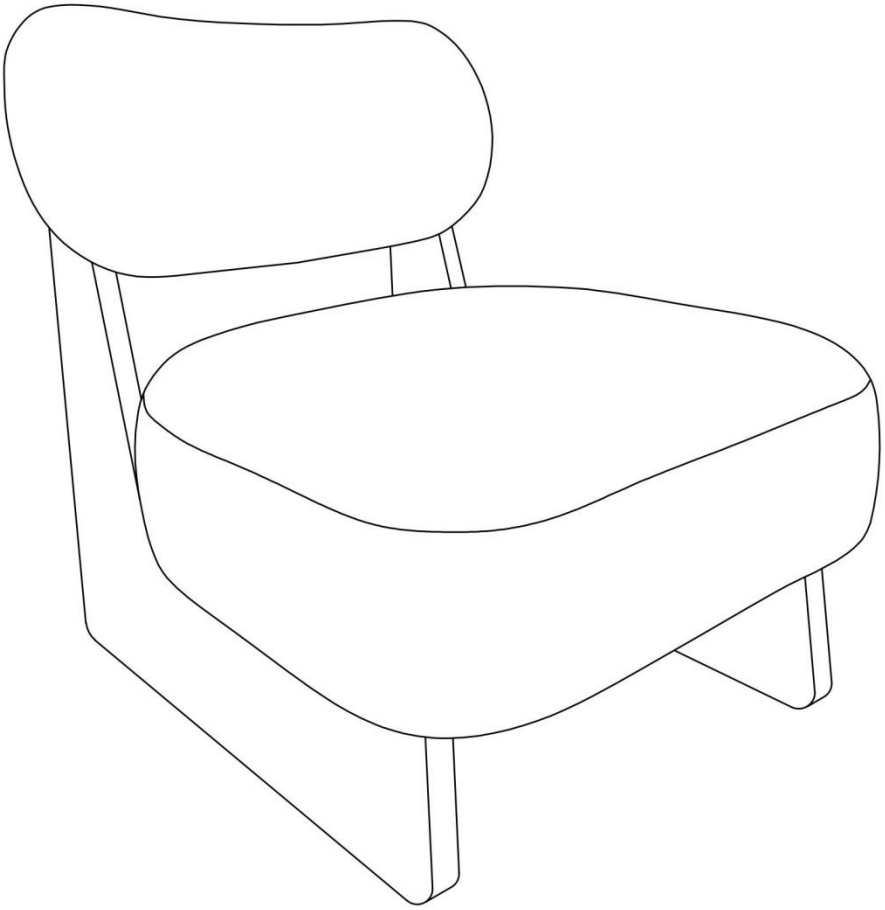

Attention: Do not tighten the bolts and screws before the allen bolts are in place

<u>USER'S MANUAL</u>

Accent chair

20HYHTAC2401BGE

20HYHTAC2401GR

BEFORE YOU GET STARTED, A FEW POINTS

Having a friend to help makes assembly extra-easy

Mind the important safety information

PLEASE MAKE SURE ALL THE PARTS ARE INCLUDED.

Ⓐ

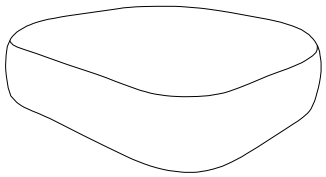

Seat Frame *1

Ⓑ

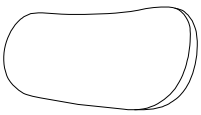

Backrest *1

Ⓒ

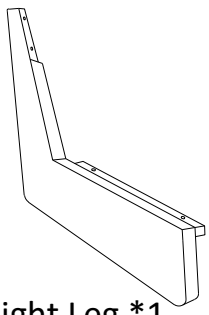

Right Leg *1

Ⓓ

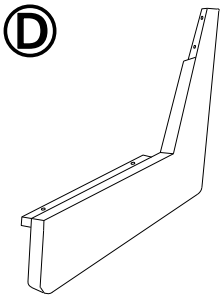

Left Leg *1

①

Ø 5/16 * 50mm (4pcs)

②

Ø 1/4 * 60mm (4pcs)

③

Ø 5/16 (4pcs)

④

Ø 5/16 (4pcs)

⑤

Allen key 4mm (1pc)

Missing parts? hyltech@outlook.com

ASSEMBLY INSTRUCTIONS - ATTENTION

STEP 1

Place all parts on a clean, scratch-free surface.
Install the legs (C) and (D) to the Seat Frame (A) as shown below:

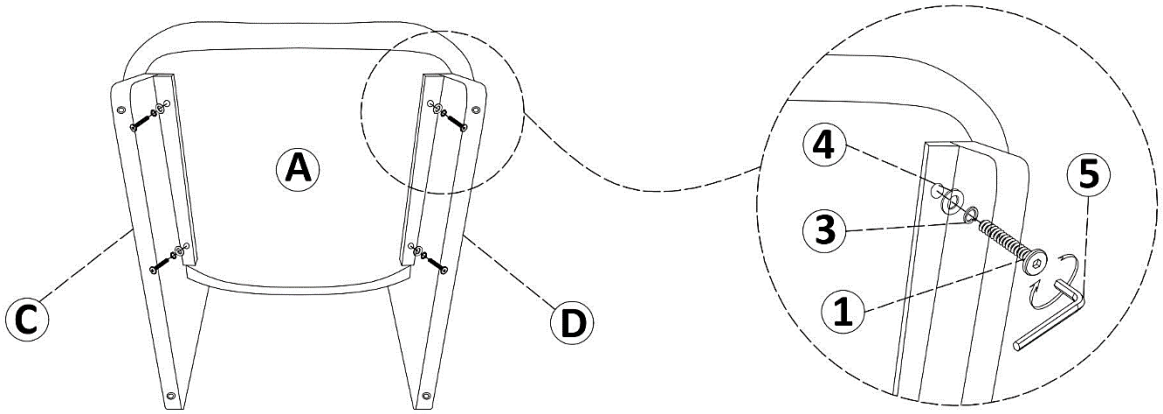

ASSEMBLY INSTRUCTIONS - ATTENTION

STEP 2

Put the chair on a clean, smooth surface.
Turn back the chair and apply the Backrest (B) to the Legs (C) and (D) as shown below:

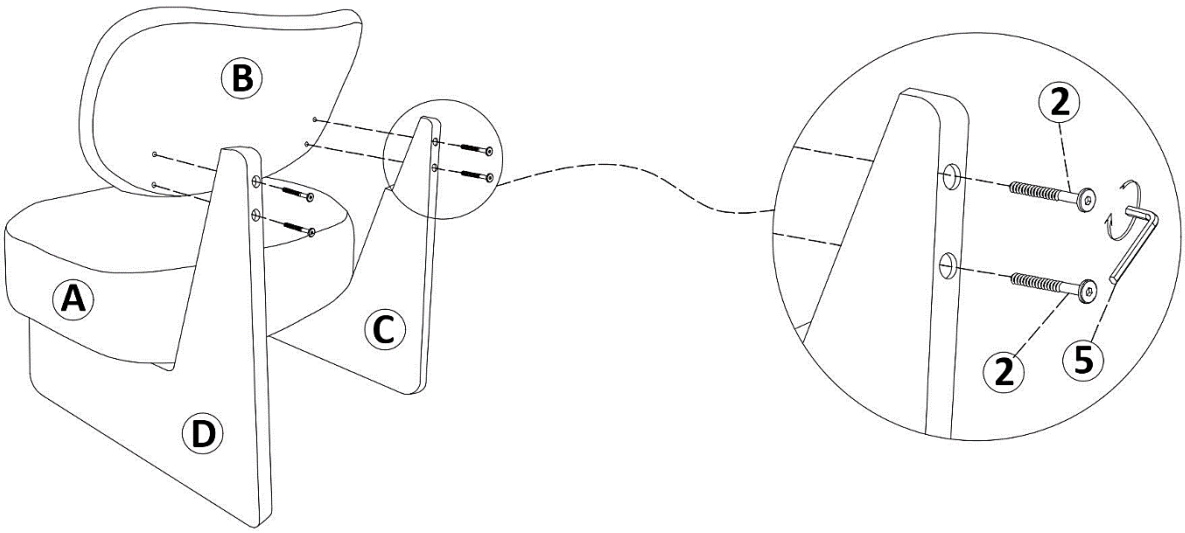

COMPLETED.
Your chair is ready to use.
This chair can only be used on a flat, leveled surface.

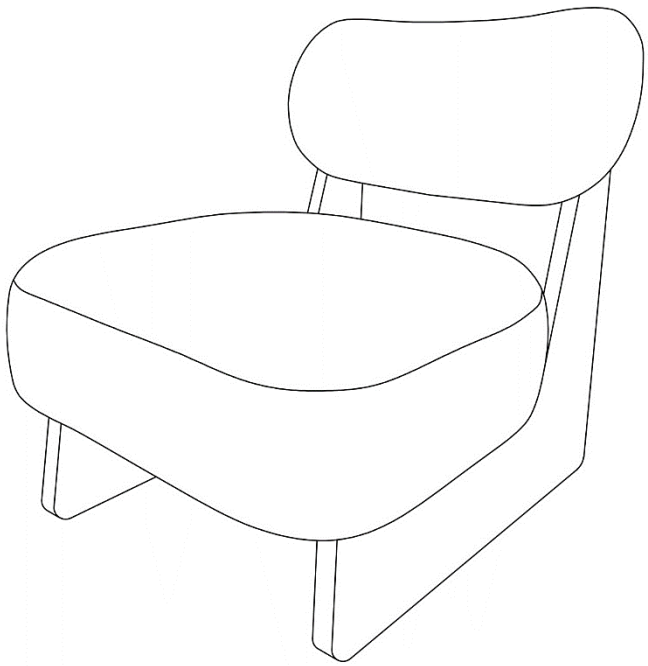

WARNING

Read the instructions carefully.

Please follow the assembly steps

Weight Capacity for Seating: 330LBS

To ensure proper assembly, follow all steps and use all parts, do not use power tools. Failure to follow this warning can result in serious injury to yourself or others.

Please inspect all items before assembly, if for any reason you need to return this item, please kindly return in its original packaging.

To avoid misalignments, leave the screws loose and do got tighten them until all are in their respective places.

Do not tighten all bolts and screws completely until the entire unit has been assembled and set up.

Do not over tighten or force the screws as they could break, strip, or damage the threads of the holes.

Using the wrong size of screws on a part could result in damage to the screw or the part.

Lubricate all moving parts and tighten all bolts/screws every 6 month or whenever needed.

Do not use if this product become damaged, and/or components are broken or missing.

SAFETY INFORMATION

Sit in the center of the chair, with your back to the backrest

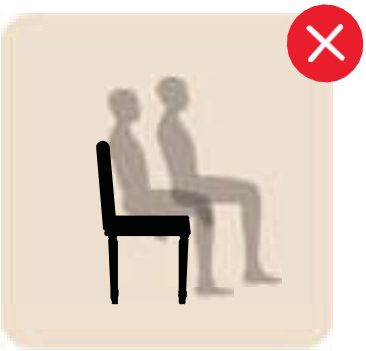

Do not sit at the front edge of the chair

Do not stand on the chair

Do not use the chair with more than one person

Do not push the chair around when a person is sitting in it

Do not push down on the backrest when a person is reclined