


Sun Shade Sail Installation guide

1, SPECIFICATION

(1) All size & color of product:

	Square		Rectangle		Triangle		Right Angle Triangle	
Sun Shade Sail	10'x10'		8'x10'	12'x18'	8'x8'x8'	22'x22'x22'	10'x10'x14.1'	
	12'x12'		8'x12'	12'x20'	10'x10'x10'	24'x24'x24'	12'x12'x17'	
	14'x14'		8'x14'	14'x16'	12'x12'x12'	28'x28'x28'	14'x14'x19.8'	
	16'x16'		10'x13'	14'x18'	14'x14'x14'	32'x32'x32'	16'x16'x22.6'	
			10'x16'	14'x20'	16'x16'x16'		18'x18'x25.5'	
		10'x20'	16'x20'	18'x18'x18'		20'x20'x28.3'		
		12'x16'		20'x20'x20'		24'x24'x33.9'		
Available Color	Beige Blue Grey Brown	White Turquoise Sand Red	Beige Blue Grey Brown	White Turquoise Sand Red	Beige Blue Grey Brown	White Turquoise Sand Red	Beige Blue Grey Brown	White Turquoise Sand Red
Waterproof	9.5'x9.5'	14'x14'	7'x12'		12'x12'x12'	16'x16'x16'		
Available Color	Beige Blue Grey Brown	White Turquoise Sand Red	Beige Blue Grey Brown	White Turquoise Sand Red	Beige Blue Grey Brown	White Turquoise Sand Red	Beige Blue Grey Brown	White Turquoise Sand Red
Super ring	12'x12'	20'x20'	8'x12'	18'x20'	12'x12'x12'	28'x28'x28'		
	16'x16'	24'x24'	12'x16'	20'x24'	20'x20'x20'	32'x32'x32'		
					24'x24'x24'			
Available Color	Beige Grey Black	Brown Green	Beige Grey Black	Brown Green	Beige Grey Black	Brown Green	Beige Grey Black	Brown Green

(2) Feature:



D-Ring



95% Blockage Rate



Easy Installation



Economical



Thicker Fabric



Customizable

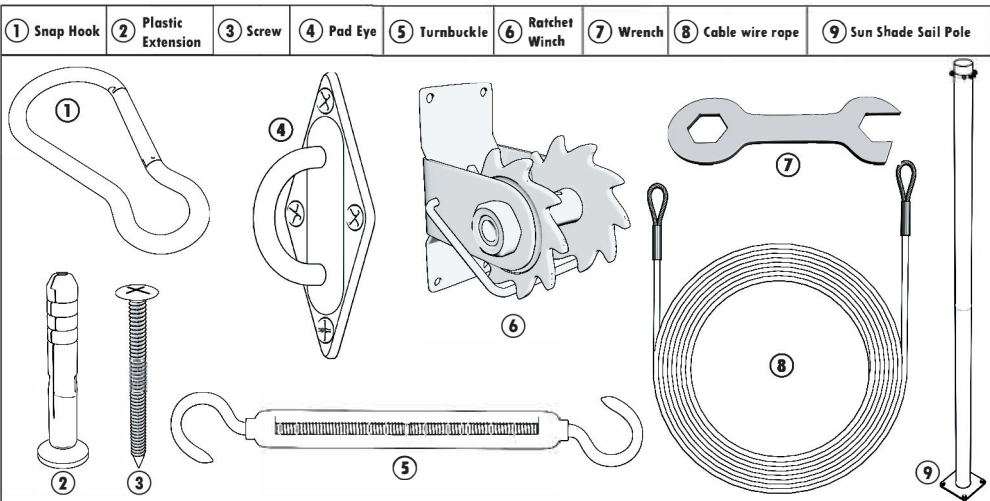


Permeable



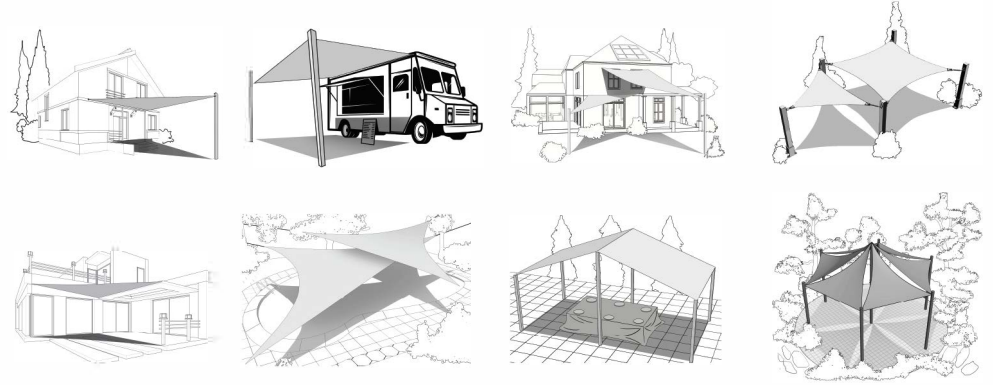
3 year warranty

(3) Recommended accessories:



2, INSTALLATION

(1) Layouts Ideas



Care Instructions

Sun Shade Sail can be cleaned at any time using a solution of mild detergent and water. Apply the solution with a sponge or a very soft brush. Let the solutions stand on the fabric for 10 minutes and then rinse thoroughly with water from your garden hose.

KEEP AWAY FROM FIRE!

DO NOT iron, DO NOT dry clean.

DO NOT put in the clothes driver or scrub it with a stiff brush, scouring pad, or and abrasive cleaner.

DO NOT bleach as exposure to certain chemicals can lead to the permanent breakdown of fabrics.

(2) Recommended Installation methods

