









# Assembly Instructions

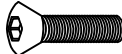
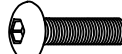


WH-9075-1



## Component List

LABEL		DESCRIPTION	QTY
A		Seat	1
B		Back	1
C		Cross	1
D		Cross	2
E		Cross	1
F		Leg	1
G		Leg	1

## Hardware List

LABEL		DESCRIPTION	QTY
H1		Bolts M6 16mm	10
H2		Bolts M6 16mm	2
H3		Bolts M6 35mm	4
H4		Allen key M6	1

