

**Instinct Mirror**  
**IM3040RPF PDT Mirror Specification Sheet**

**FEATURES**

- Perimeter light pattern
- Integrated dimmable and tunable light controls
- Mirror defogging with auto-shutoff (45 minutes)
- Energy efficient, low profile LED lighting design
- Includes installation hardware

|                  |               |
|------------------|---------------|
| Kelvin           | 2700K - 5600K |
| CRI              | 90+           |
| R9 Value         | 50+           |
| Delivered Lumens | 2264          |

**ELECTRICAL FEATURES**

- Electrical Enclosure (Power Supply) can be recess mounted behind mirror or remote/surface mounted
- Electrical enclosure includes standard 1/2" knockouts
- Operates on 120V 0.80A Max per Power Supply
- Total power use - 72W (LED = 51W, Defogger = 21W)


**CONSTRUCTION**

- Anodized aluminum back frame
- Quality polished edge mirror
- Constructed for surface mounting
- Includes aluminum electrical enclosure

**DIMENSIONS**


- Width: 29-1/8" (740 mm)
- Height: 39-1/4" (997 mm)
- Depth: 7/8" (22.4 mm)

**MORE INFORMATION**

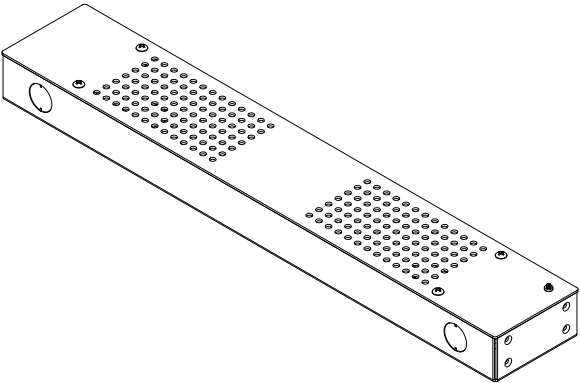


Scan the QR code to see the rough opening and electrical details found in the Instinct Mirror installation instructions.

Use the camera app on your mobile device to look at this QR code. This will allow you to quickly access web pages and other relevant documents.



Included Electrical Enclosure (Power Supply):



**MODEL NUMBER KEY**

| PRODUCT LINE | WIDTH | HEIGHT | MIRROR SHAPE    | LIGHT PATTERN | MIRROR FINISH      | OPTIONS                |
|--------------|-------|--------|-----------------|---------------|--------------------|------------------------|
| IM           | 30    | 40     | R = Rectangular | P = Perimeter | FP = Polished Edge | DT = Defogger, Tunable |

OPTIONS

- Other widths / heights / shapes available
- Other light patterns available
- Remote power supply accessory available separately:  
RPS-EXTEND15

CODES & STANDARDS

- ETL certified to:
- UL 8750
  - CSA Standard C22.2 No. 250.13

INSTALLATION OPTIONS

- Mounts on wall surface with included hardware
- Electrical Enclosure (Power Supply) can be recess mounted behind mirror or remote/surface mounted
- Pairs with Modular Mirrors
- Pairs with M Reserve, AiO Reserve, Presence, M Series, Profiles, PL Series, and PL Portray

