

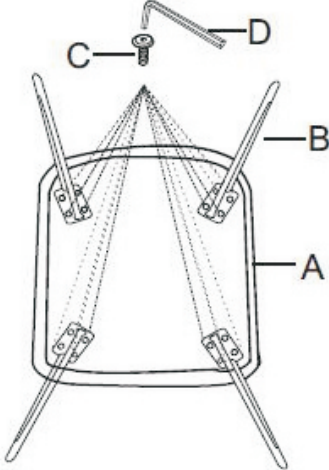
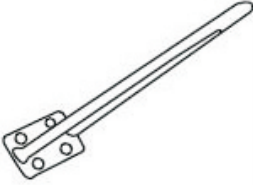






Assembly Instruction

<p>Ax1</p>  <p>1 PC</p>	<p>EXTPA PATRS</p>  <p>2 PCS</p>	<p>① Place the Chair Back A on a clean padded surface. Use bolt C, allen key D to connect the metal leg B to bottom of the seat cushion A, make sure all holes align, fasten all bolts to secure.</p> 
<p>Bx4</p>  <p>4 PCS</p>		<p>② Assembly completed.</p>  <p>Be sure to check all packing material carefully for small parts, which may have come loose inside the carton during shipment.</p> 
<p>Cx16</p>  <p>16 PCS</p>		
<p>Dx1</p>  <p>1 PC</p>		