


ASSEMBLY INSTRUCTIONS.



ACCENT TABLE



THANK YOU FOR YOUR PURCHASE!

PARTS AND HARDWARE.

PARTS LIST


No.	DESCRIPTION	IMAGE	QTY
P1	MARBLE TOP		1
P2	METAL BASE		1

NOTES.

Thank you for purchasing this quality product! Be sure to check all packing material carefully for small part that may have come loose inside the carton during shipping.

CAUTION: The item is heavy, assembly should be performed by two people.

STEP 1.



STEP 2.

