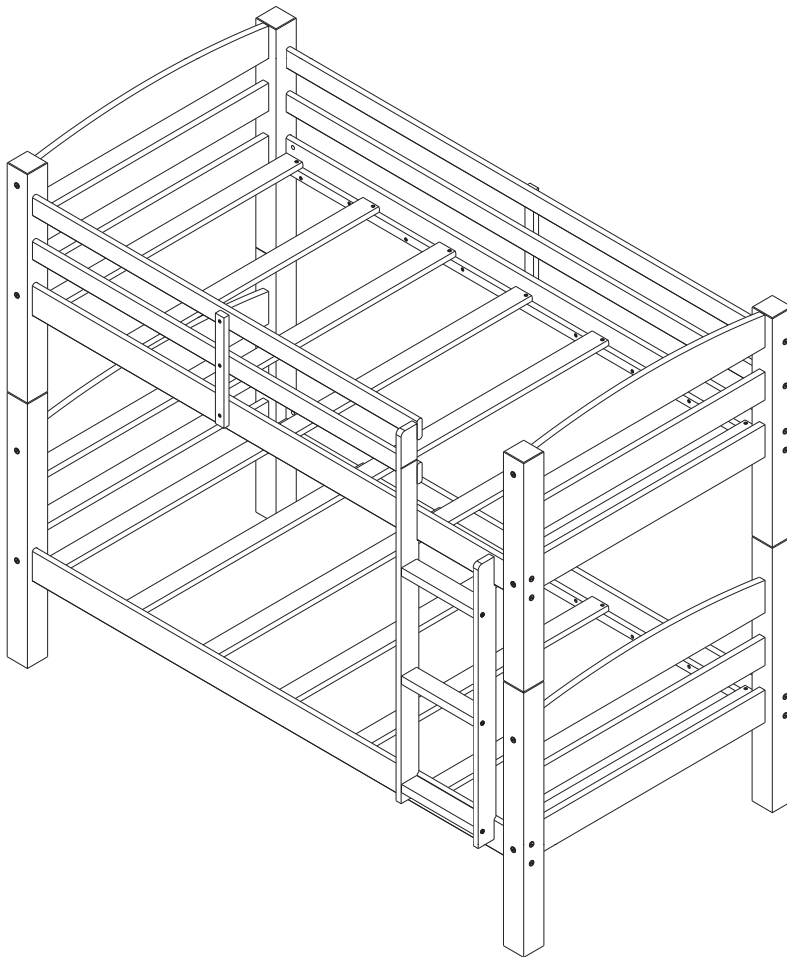

Bunk Bed Black/White/Esspresso
Lit superposable Blanc/Noir/Esspresso
Litera, Blanco/Negro/Esspresso

This bed is designed to use only a mattress which is 74"-75" long and 37-1/2" - 38-1/2" wide
Ensure thickness of mattress does not exceed 6"
and surface of mattress is at least 5" below upper edge of guardrail



We are here to help! Before you return it - contact us.

We do our best to insure that your furniture arrives in excellent condition. In the event that a part is damaged or missing, we will be happy to provide you with replacement parts, at no charge, within 30 days of purchase, providing the parts are available in our warehouse and the item purchased is part of our current inventory. In order to receive spare parts, at no charge, you must provide proof of purchase within 30 days.

If you need assistance with assembly or replacement parts, please call Customer Service, prior to returning the item to the store.

Nous sommes là pour vous aider! Avant de retourner le produit, veuillez communiquer avec nous.

Nous faisons tout en notre pouvoir pour que vous receviez votre meuble en parfait état. Toutefois, si une pièce est endommagée ou manquante, nous se fera un plaisir de vous envoyer gratuitement la pièce de rechange, dans les 30 jours suivant l'achat, à condition que nous ayons la pièce en stock et que le produit acheté fasse partie de notre inventaire courant. Afin de recevoir gratuitement la pièce de rechange, vous devez fournir une preuve d'achat dans un délai de 30 jours.

Si vous avez besoin d'une pièce de rechange ou d'aide pour l'assemblage, veuillez communiquer avec le Service à la clientèle de avant de retourner le produit au magasin.

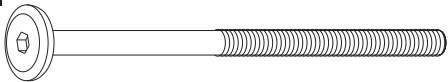
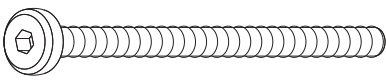
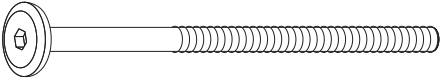
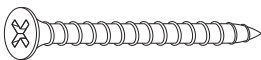

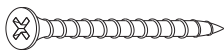

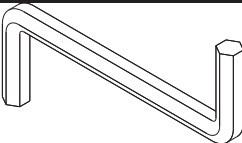
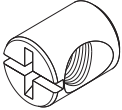
¡Estamos aquí para ayudarle! Antes de regresar el producto, comuníquese con nosotros.

Hacemos todo lo posible para que su mobiliario se le entregue en excelentes condiciones. En caso de que falte una pieza o esté dañada, nosotros le enviará con gusto la pieza de repuesto sin ningún costo dentro de los 30 días posteriores a la compra, siempre y cuando tengamos en existencia las piezas en nuestros almacenes y que el artículo comprado forme parte de nuestro inventario actual. Para recibir piezas de repuesto, sin costo adicional, debe enviarnos el comprobante de compra dentro de los 30 días después de la compra.

Si necesita ayuda para ensamblar su producto o para obtener piezas de repuesto, llame al Servicio al Cliente de antes de devolver el artículo a la tienda.

BUNK BED ASSEMBLY MANUAL

HARDWARE LIST

<p>1</p>  <p>Φ 1/4" x 130mm</p>	<p>2</p>  <p>Φ 6.5mm x 48mm</p>
<p>JOINT CONNECTOR (4mm HEX HEAD) 16 PCS</p>	<p>WOOD JOINT CONNECTOR (4mm HEX HEAD) 12 PCS</p>
<p>3</p>  <p>Φ 6.5mm x 120mm</p>	<p>4</p>  <p>Φ 4mm x 35mm</p>
<p>WOOD JOINT CONNECTOR (4mm HEX HEAD) 22 PCS</p>	<p>FLAT HEAD SCREW 28 PCS</p>
<p>5</p>  <p>Φ 10mm x 100mm</p>	<p>6</p>  <p>Φ 4mm x 30mm</p>
<p>METAL DOWEL 4 PCS</p>	<p>FLAT HEAD SCREW 6 PCS</p>
<p>7</p>  <p>Φ 10mm x 50mm</p>	<p>8</p> 
<p>WOOD DOWEL 60 PCS</p>	<p>HEX KEY 1 PC</p>
<p>9</p>  <p>Φ 11.8mm x 15mm</p>	
<p>BARREL NUT 16 PCS</p>	

IMPORTANT:

1. Do not tighten bolts completely until all bolts are completely lined up and inserted into holes / nuts.
2. Do not over tighten screws and bolts to avoid stripping.
3. Please use hand tools to assemble this product. Do not use power tools.

IMPORTANT :






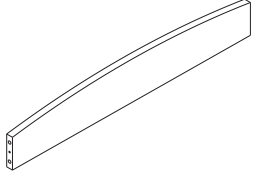
1. Ne serrez pas complètement les boulons jusqu'à ce qu'ils soient bien alignés et insérés dans les trous et les écrous.
2. Ne serrez pas excessivement les boulons pour éviter d'endommager les filets.
3. Veuillez utiliser des outils manuels pour assembler ce produit. Ne pas utiliser d'outils électriques.

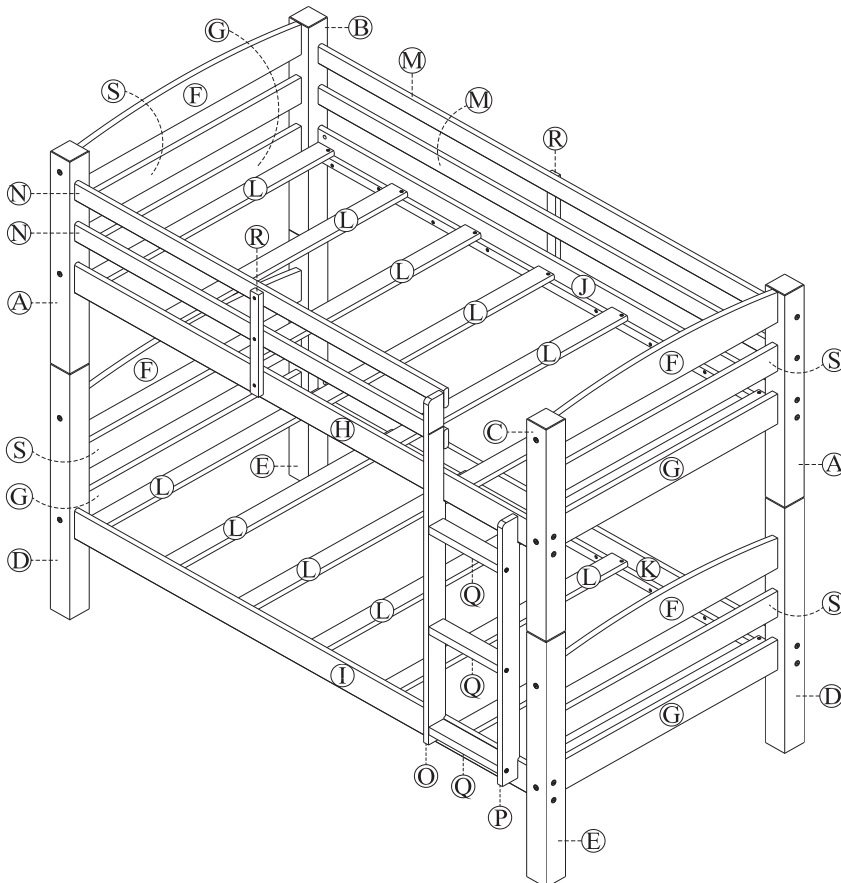
IMPORTANTE:

1. No apriete completamente los pernos hasta que estén bien alineados e insertados en los orificios y las tuercas.
2. No apriete exageradamente los pernos para evitar dañar las roscas.
3. Favor de utilizar herramientas manuales para ensamblar este producto. No utilizar herramientas eléctricas.

BUNK BED ASSEMBLY MANUAL

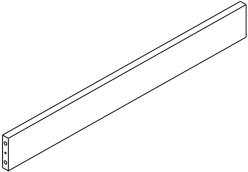
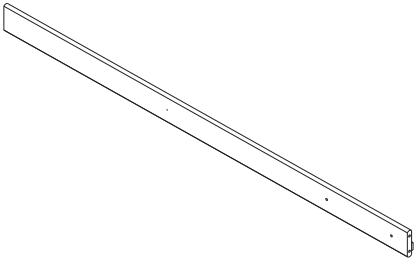
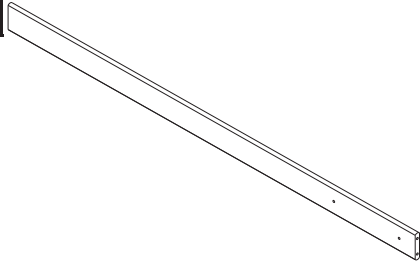
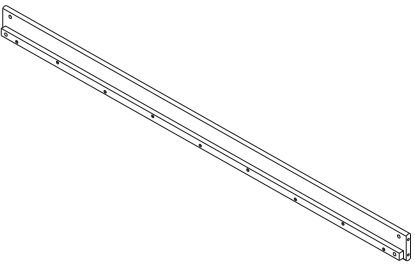
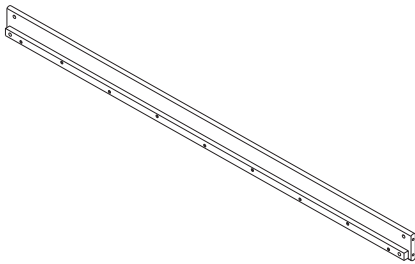
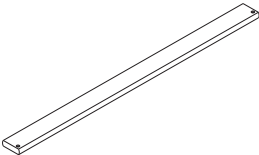
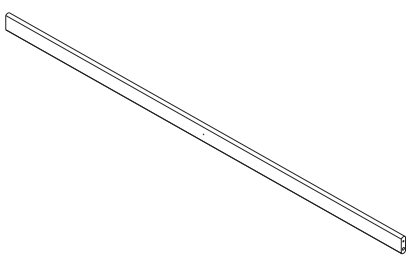
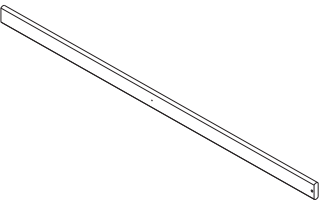


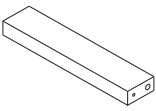

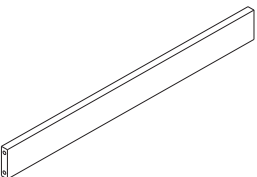
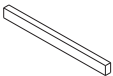
PARTS LIST

A 	B 	C 
TOP POST 2 PCS	TOP POST 1 PC	TOP POST 1 PC
D 	E 	F 
BOTTOM POST 2 PCS	BOTTOM POST 2 PCS	HEADBOARD TOP CROSS 4 PCS



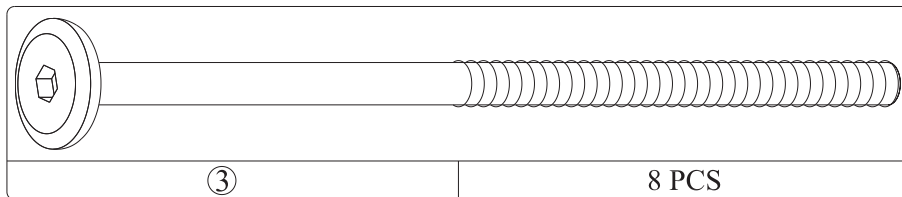

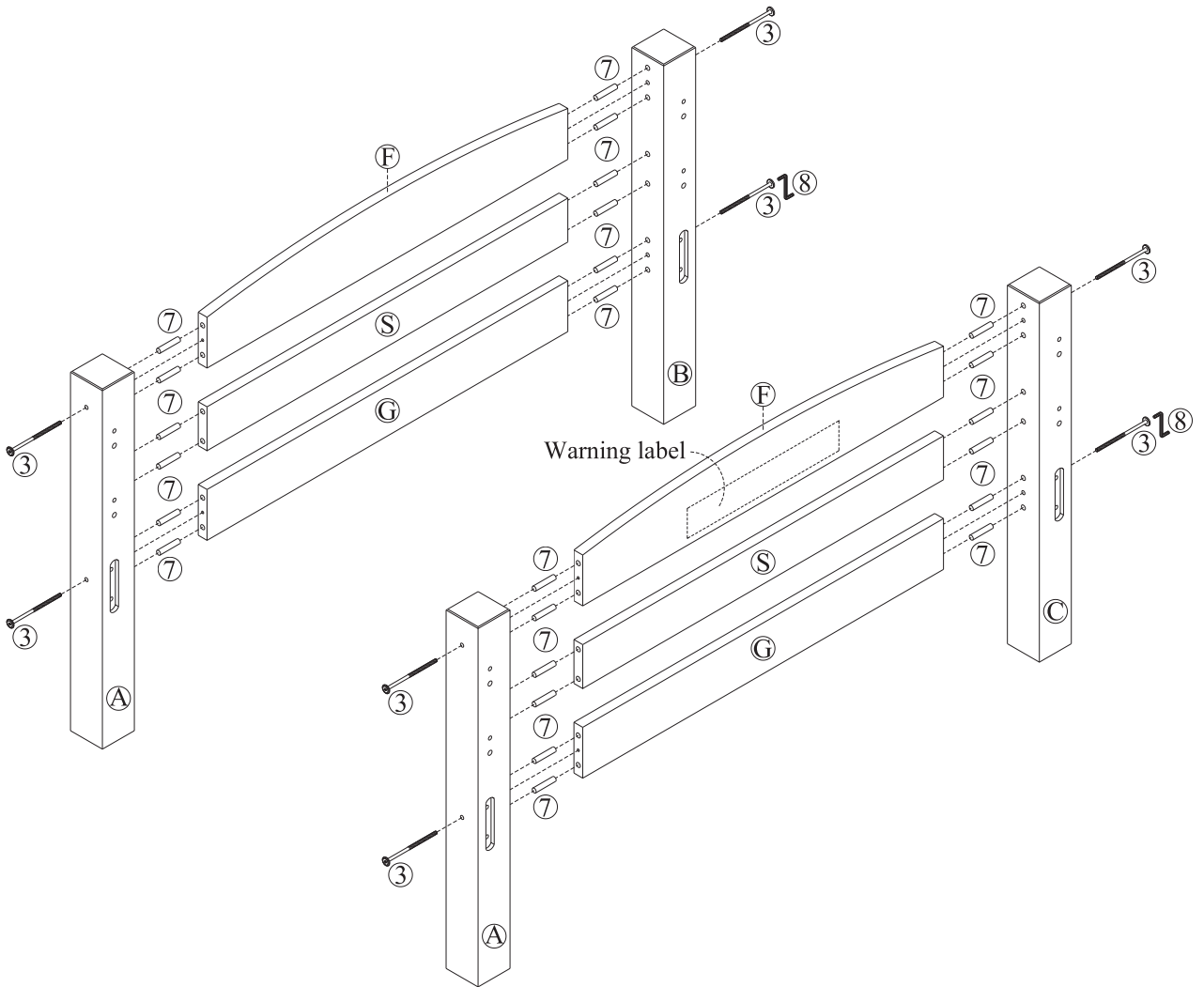
BUNK BED ASSEMBLY MANUAL

PARTS LIST

G 	H 	I 
HEADBOARD BOTTOM CROSS 4 PCS	TOP FRONT SIDE RAIL 1 PC	BOTTOM FRONT SIDE RAIL 1 PC
J 	K 	L 
TOP BACK SIDE RAIL 1 PC	BOTTOM BACK SIDE RAIL 1 PC	SLAT 14 PCS
M 	N 	O 
LONG GUARDRAIL 2 PCS	SHORT GUARDRAIL 2 PCS	LONG LADDER END 1 PC
P 	Q 	R 
SHORT LADDER END 1 PC	LADDER STEP 3 PCS	GUARDRAIL LEG 2 PCS
S 	T 	
HEADBOARD CENTER CROSS 4 PCS	SPACE BLOCK 2 PCS	

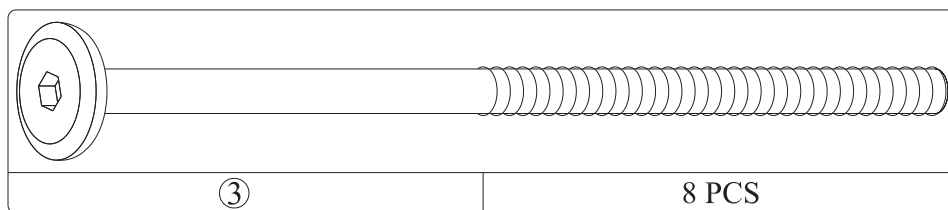

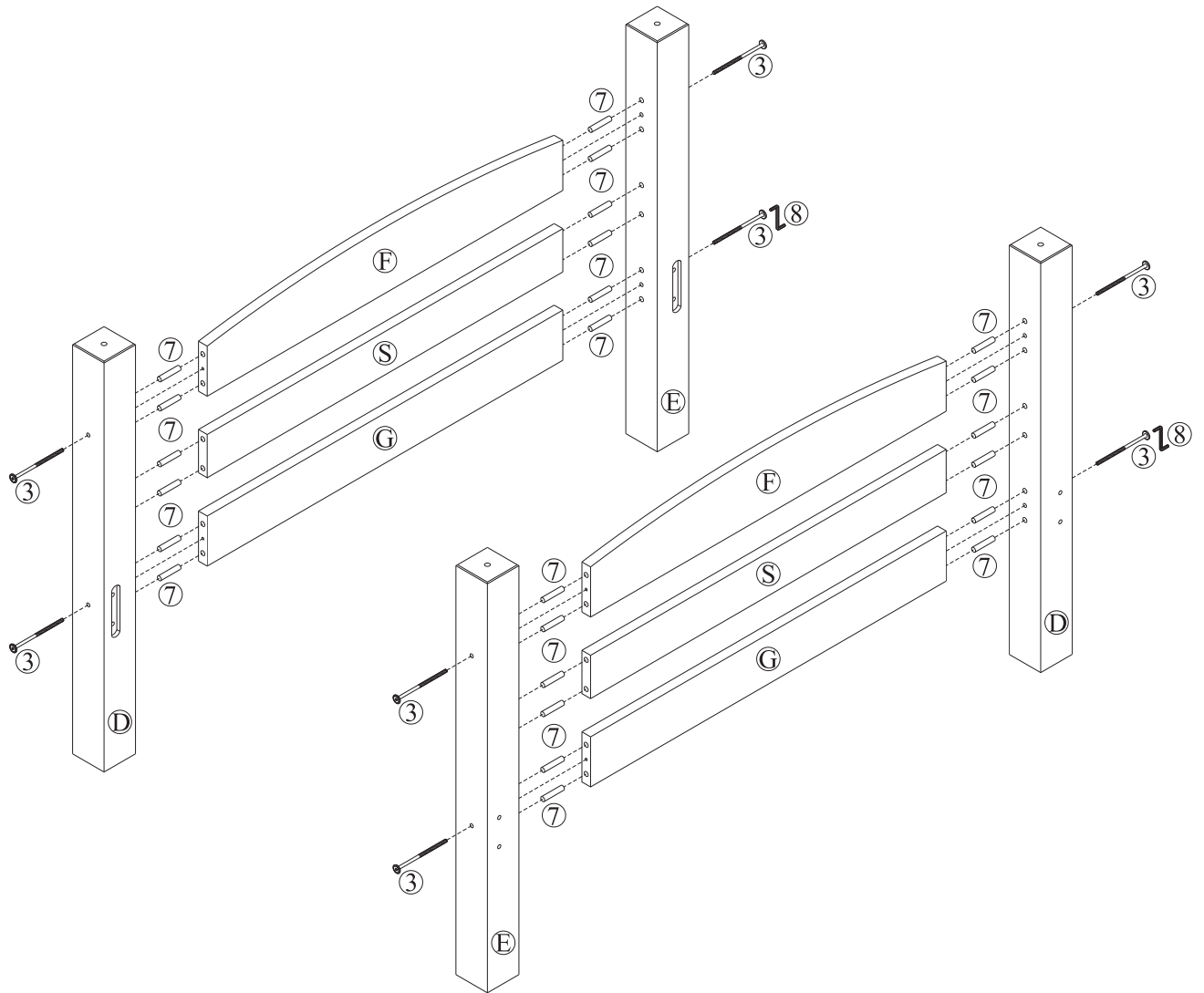
BUNK BED ASSEMBLY MANUAL

STEP 1



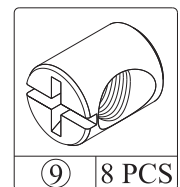
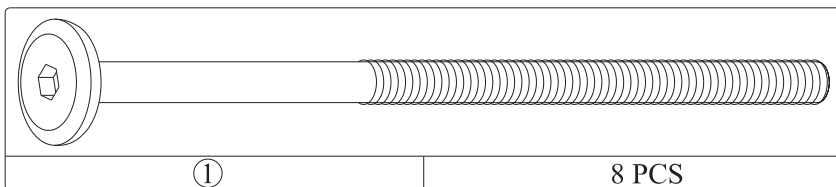
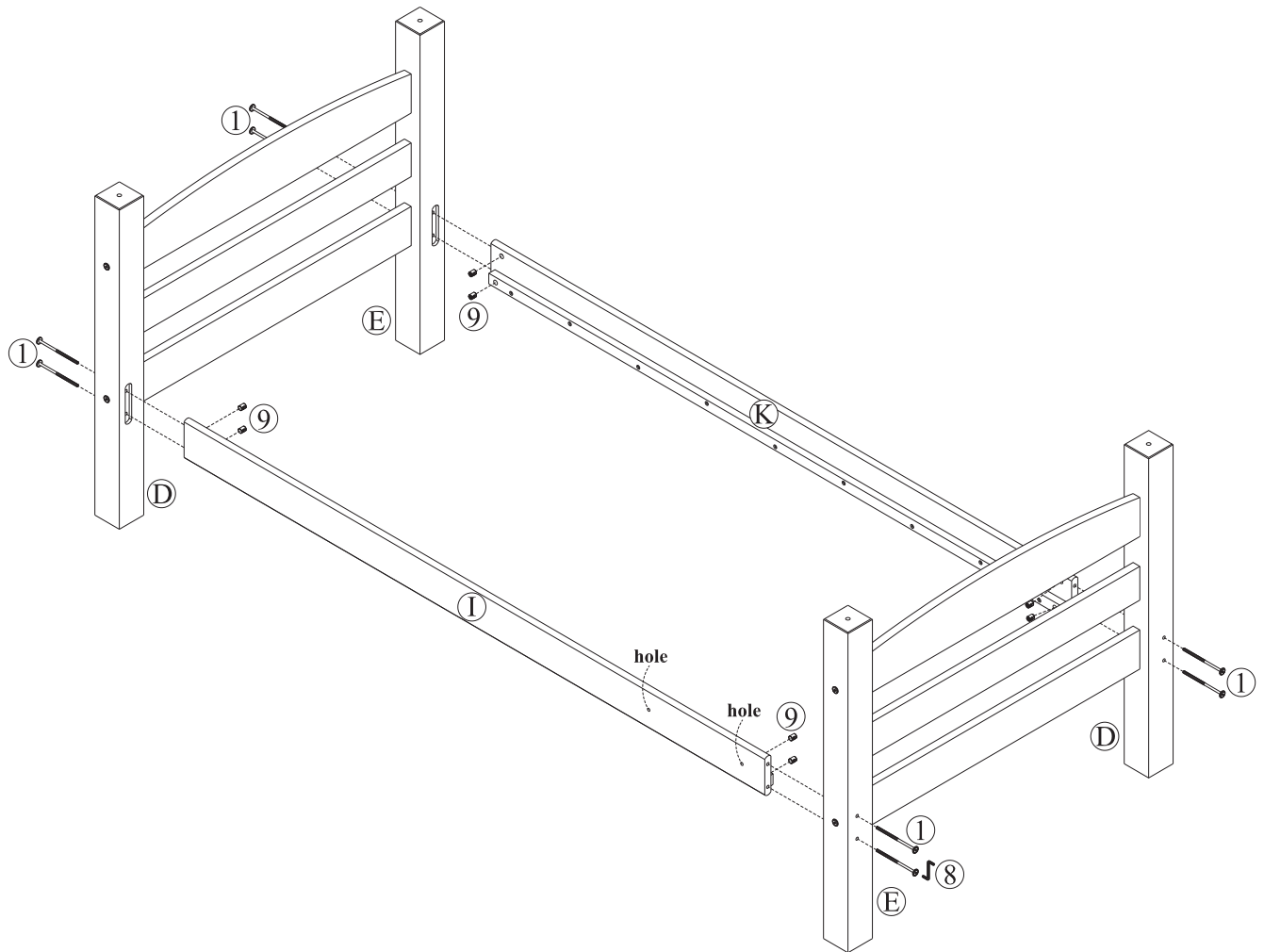
BUNK BED ASSEMBLY MANUAL

STEP 2



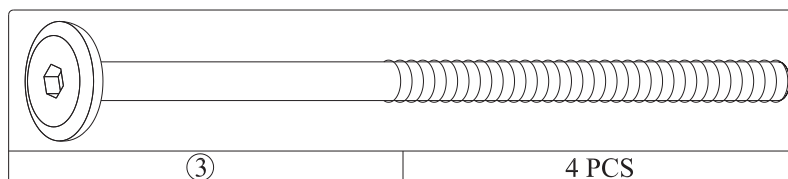
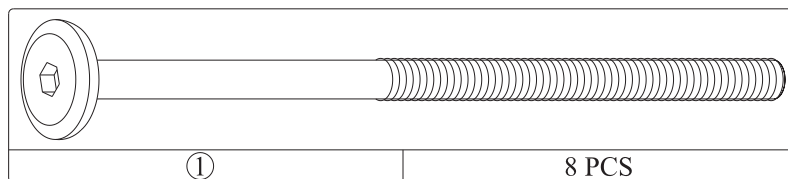

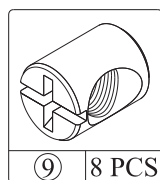
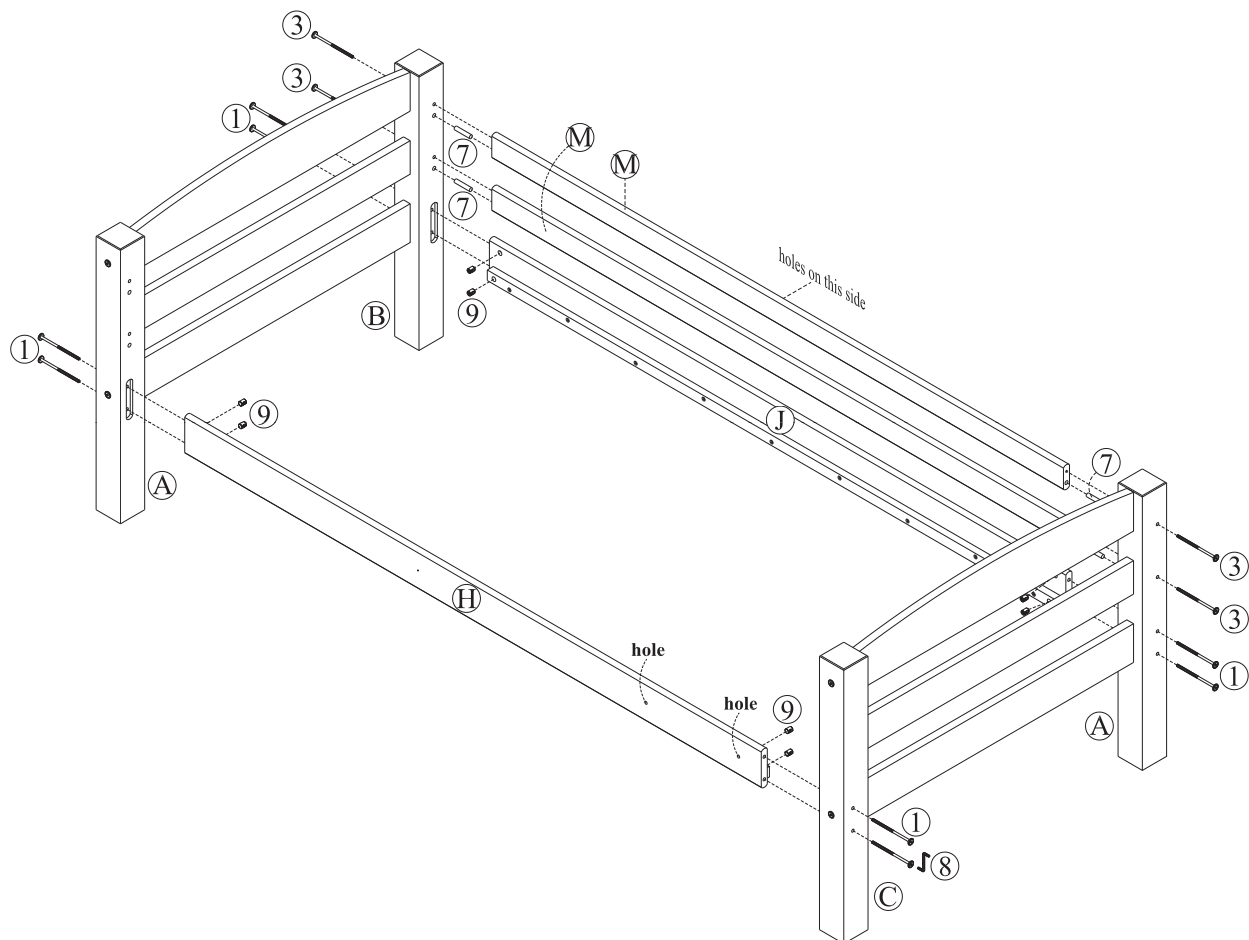
BUNK BED ASSEMBLY MANUAL

STEP 3



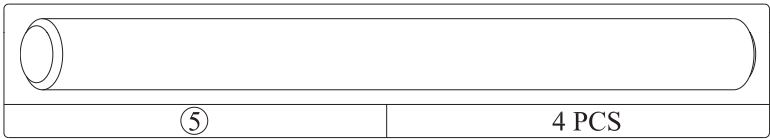
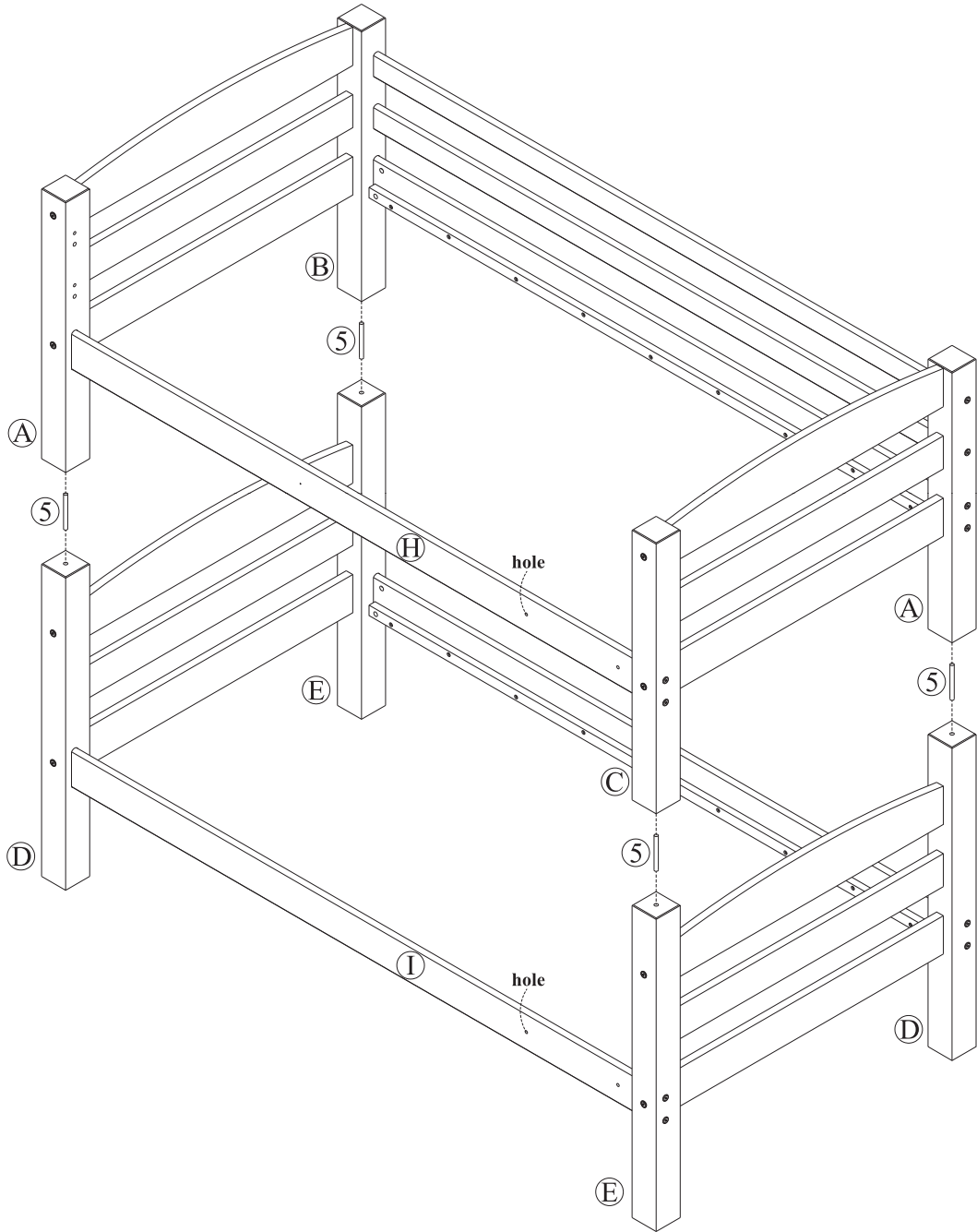
BUNK BED ASSEMBLY MANUAL

STEP 4




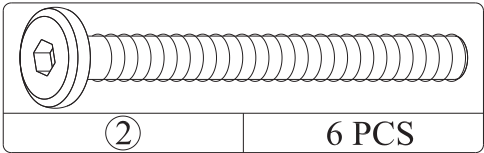
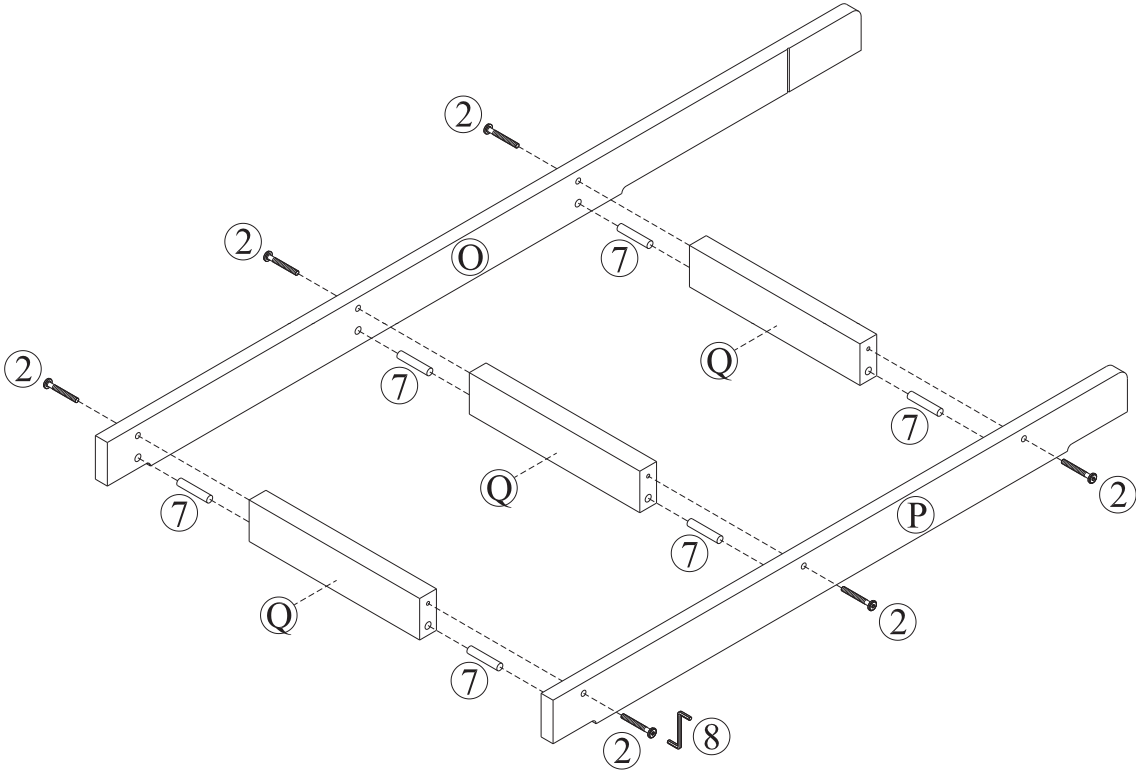
BUNK BED ASSEMBLY MANUAL

STEP 5



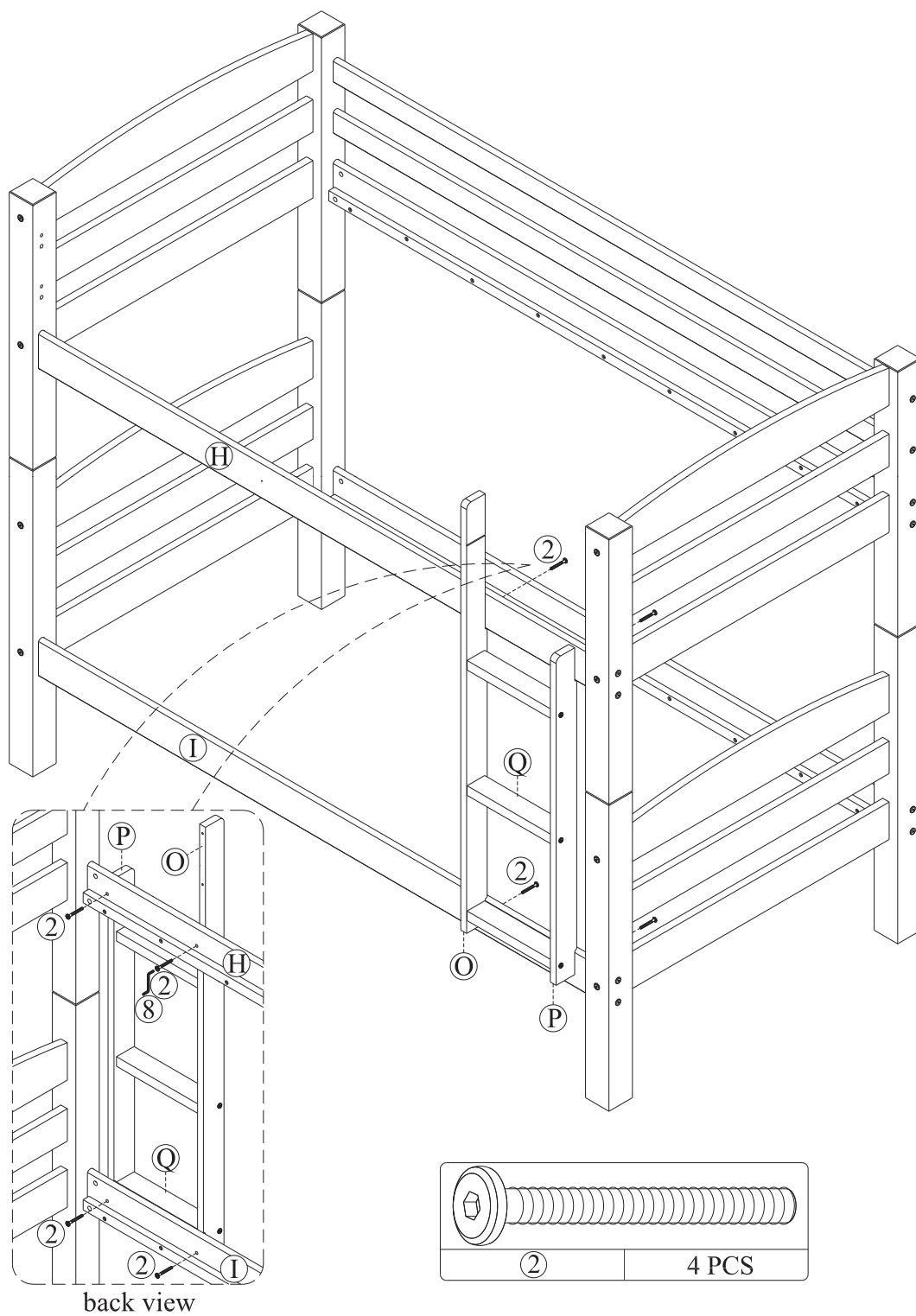
BUNK BED ASSEMBLY MANUAL

STEP 6




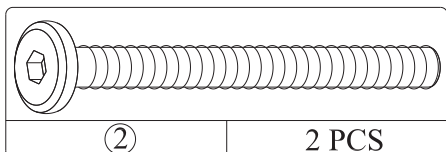
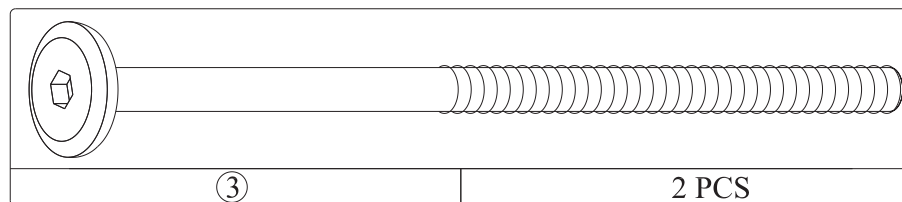
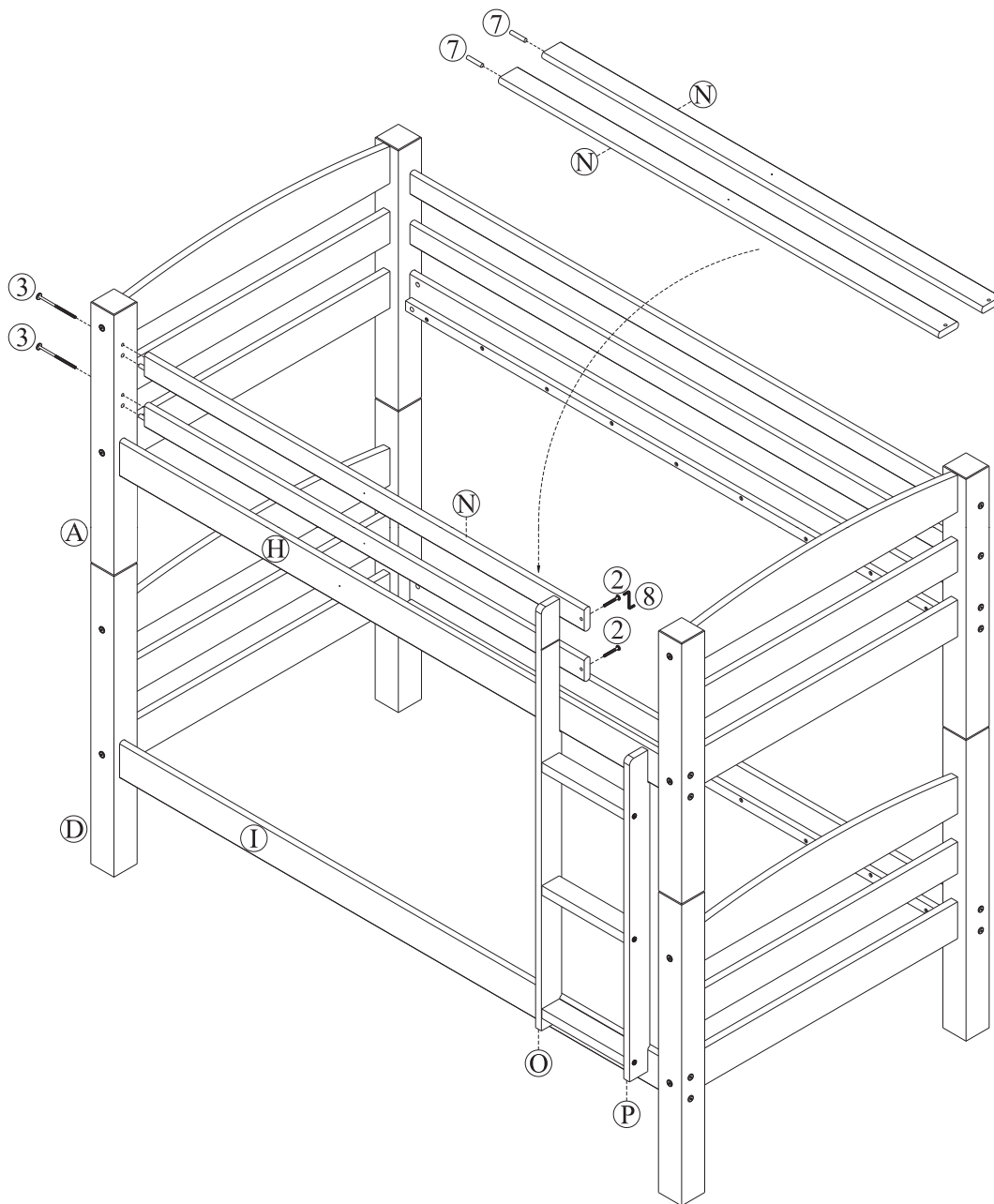
BUNK BED ASSEMBLY MANUAL

STEP 7



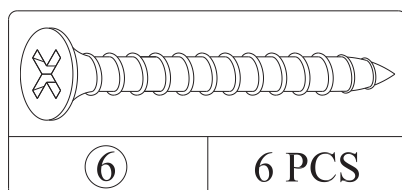
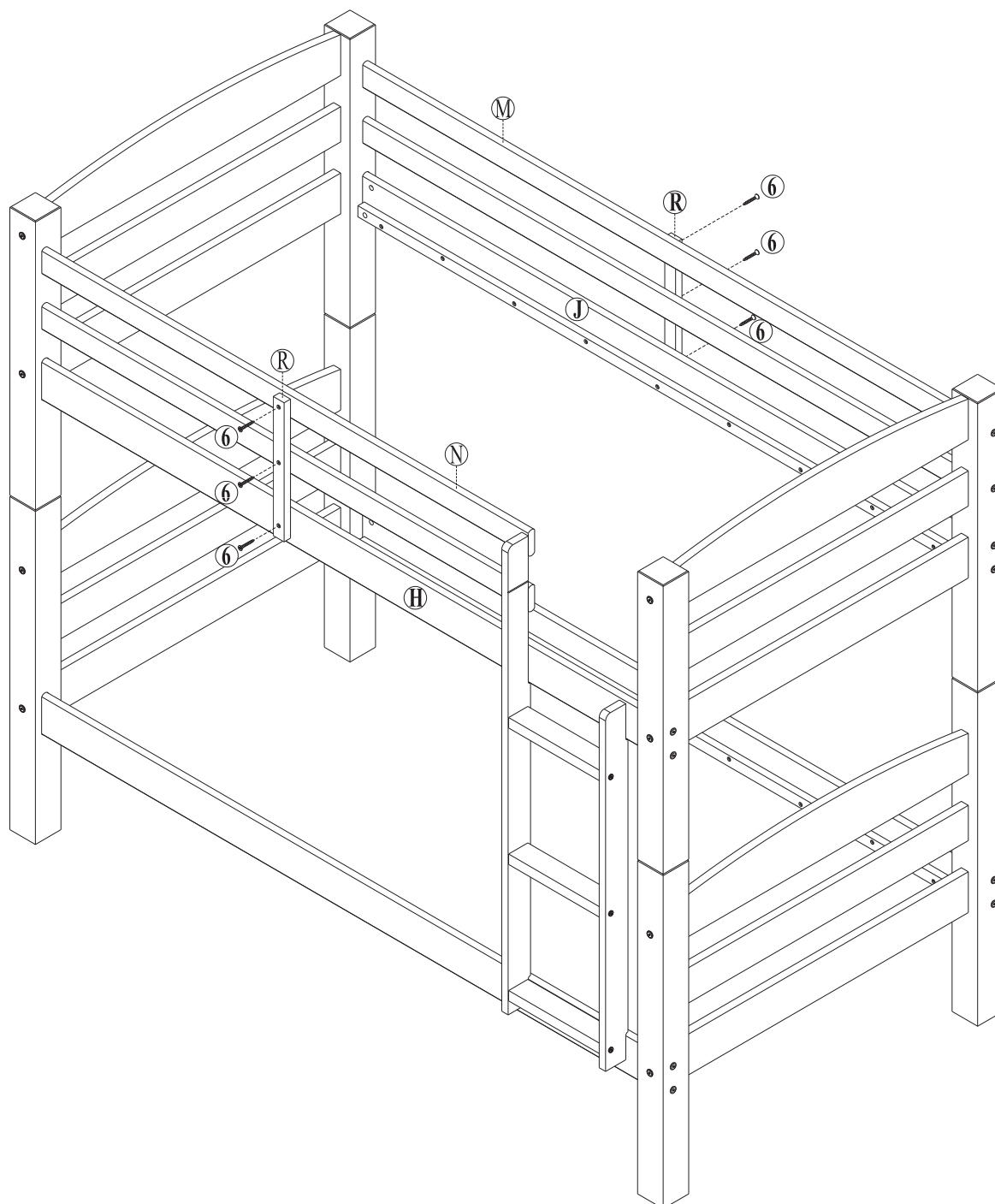
BUNK BED ASSEMBLY MANUAL

STEP 8



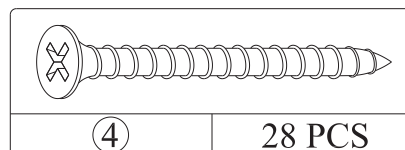
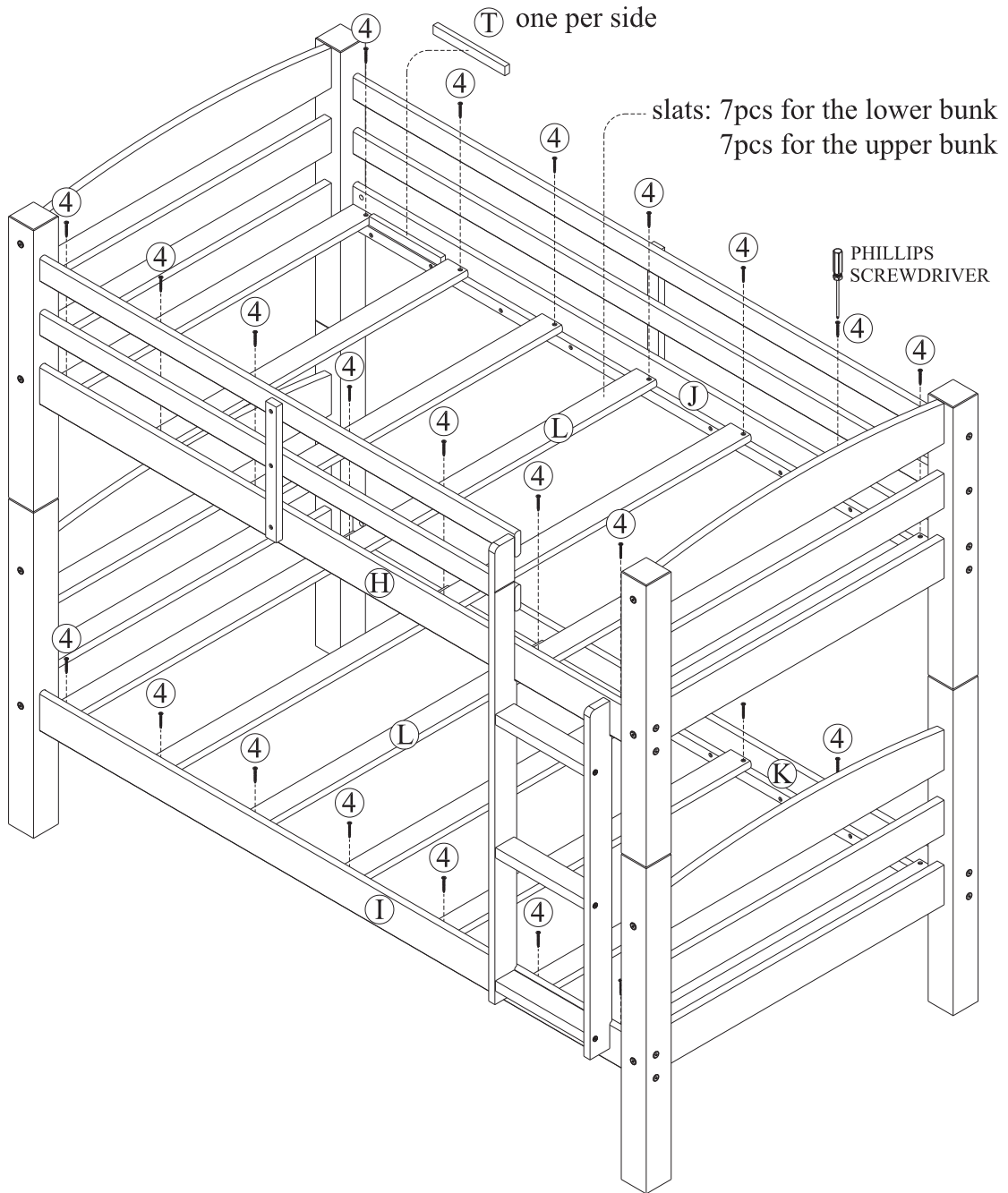
BUNK BED ASSEMBLY MANUAL

STEP 9

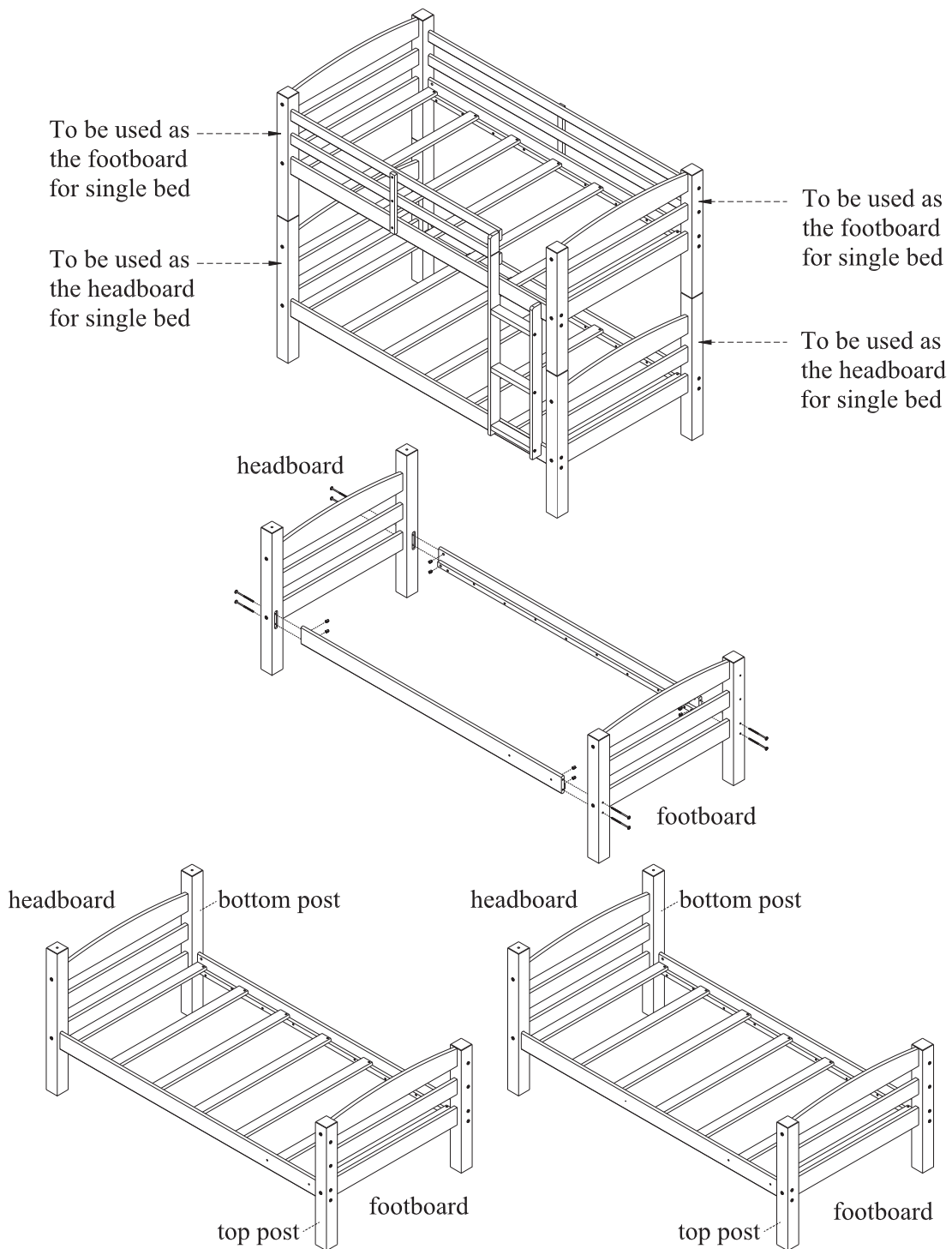


BUNK BED ASSEMBLY MANUAL

STEP 10



BUNK BED ASSEMBLY MANUAL



Remove the ladder and all the guardrails.

With the help of another person, remove the top bunk from the lower bunk.

Disassemble the side rails from all headboards (top and lower bunks).

Re-assemble the headboards (with tall posts) and footboards (with short posts) to side rails.

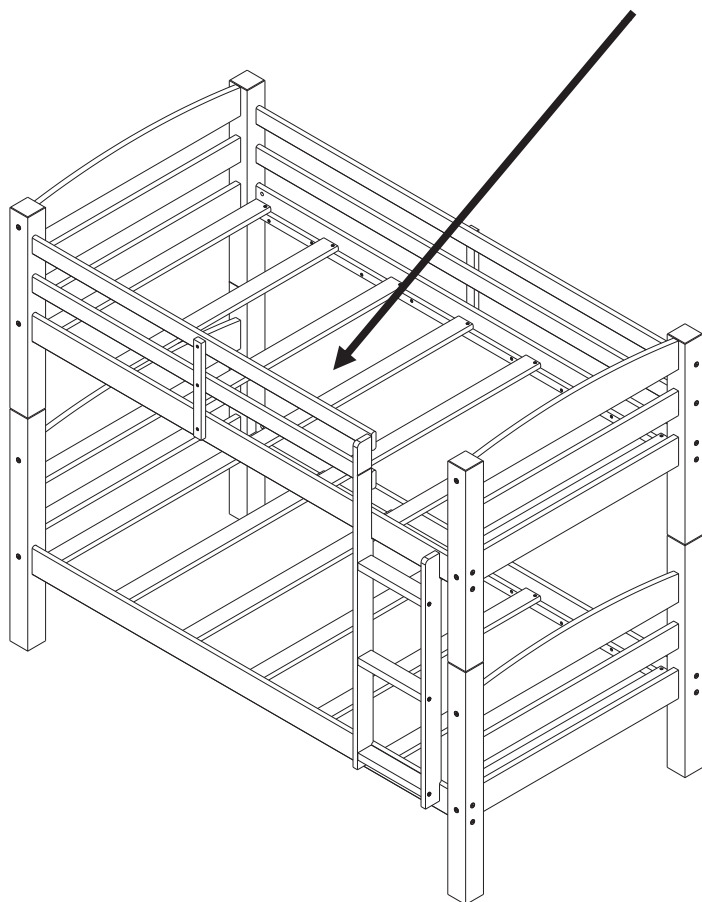
Note: Switching the headboards will allow the two single beds to be identical (the headboards will have taller posts and the footboards will have the shorter posts).

BUNK BED ASSEMBLY MANUAL

! **CAUTION:** This unit is intended for use only with the products and/or maximum weights indicated. Use with other products and/or products heavier than the maximum weights indicated may result in instability or cause possible injury.

DO NOT ALLOW HORSEPLAY ON OR UNDER THE BED AND PROHIBIT JUMPING ON THE BED.

DO NOT ALLOW CHILDREN UNDER 6 YEARS OF AGE TO USE THE UPPER BUNK. BED IS DESIGNED FOR CHILDREN RANGING FROM 6 YEARS OF AGE TO YOUNG TEENAGERS.



USE ONLY COIL SPRING MATTRESSES ON BOTH THE UPPER AND LOWER BUNKS. FAILURE TO DO SO CAN RESULT IN INJURY.

USE ONLY MATTRESSES WHICH ARE 74"-75" LONG AND 37 1/2" - 38 1/2" WIDE ON UPPER AND ON LOWER BUNKS. ENSURE THICKNESS OF MATTRESS DOES NOT EXCEED 6".

That's it! You've finished assembling your bunk bed.



WARNING TO HELP PREVENT SERIOUS OR FATAL INJURIES FROM ENTRAPMENT OR FALLS:

- Never allow a child under 6 years old on the upper bunk.
- Always use the recommended size mattress or mattress support, or both, to help prevent the likelihood of entrapment or falls.
- Use only a mattress which is 74"- 75" long and 37-1/2" ~ 38-1/2" wide on the upper bunk.
- Ensure thickness of mattress does not exceed 6" and surface of mattress is at least 5" below upper edge of guardrails.
- Always use guardrails on both long sides of the upper bunk.
- If bunk bed will be placed next to a wall, the guardrail that runs the full length of the bed should be placed against the wall to prevent entrapment between the bed and the wall.
- Prohibit horseplay on or under bed(s) and prohibit jumping on the bed.
- Prohibit more than one person on upper bunk.
- Use ladder for entering and leaving upper bunk.
- Maximum total weight is not to exceed 300 lbs. on the upper bunk.
- Periodically check and ensure that the guardrail, ladder, and other components are in their proper position, free from damage, and that all connectors are tight.
- Do not use substitute parts. Replacement parts, including additional guardrails, may be obtained from our customer service department.
- Use of water or sleep flotation mattresses is prohibited.
- Use of a night light may provide added safety precaution for a child using the upper bunk.
- Follow the information on the warnings appearing on the upper bunk end structure and on the carton
- Keep these instructions for future reference.

STRANGULATION HAZARD Never attach or hang items to any part of the bunk bed that are not designed for use with the bed; for example, but not limited to, hooks, belts and jump ropes.

DO NOT REMOVE THIS LABEL, KEEP THESE INSTRUCTIONS FOR FUTURE REFERENCE.

LIMITED 6 MONTHS WARRANTY

GARANTIE LIMITÉE DE 6 MOIS

GARANTÍA LIMITADA DE 6 MESES

WHAT IS COVERED

This product is covered under our manufacturer's 6 months limited warranty. To ensure your complete satisfaction, this warrants to the original purchaser that the supplied item is free from defects in material and workmanship, as of the date of purchase, and that it will under normal use and proper care, remain so for six months after the date of purchase. Replacement of missing or initially defective parts will be sent, at no charge, for a period of 30 days from the date of purchase with valid proof of purchase providing the parts are available in our warehouse and the item purchased is part of our current inventory.

WHAT IS NOT COVERED

It remains the customer's responsibility for freight and packaging charges to and from the customer service center. Labor and materil charges to remove or replace parts under this warranty are not covered. This warranty does not cover: Furniture used for commercial purposes, failures caused by improper installation assembly or by improper care, unreasonable or abusive use, freeze damage, acts of God, rust, purchased parts or return freight and packaging charges. Proof of purchase (dated register receipt) is required for this warranty claims.

HOW TO OBTAIN SERVICE

For further information, please contact our customer service department

QU'EST-CE QUI EST COUVERT

Ce produit est couvert sous une garantie limitée de 6 mois offerte par le fabricant. Afin d'assurer votre entière satisfaction, cela garantit à l'acheteur original que le produit fourni est exempt de défauts de matériaux et de fabrication à compter de la date d'achat, et ce, sous des conditions d'utilisation normales et de soins adéquats, valide pendant six mois après la date d'achat. Le remplacement de pièces manquantes ou défectueuses dès le départ sera envoyé, sans frais, pour une période de 30 jours suivant la date d'achat avec une preuve d'achat valide pourvu que les pièces soient disponibles dans notre entrepôt et que l'article acheté fait partie de notre inventaire actuel.

QU'EST-CE QUI N'EST PAS COUVERT

Il y va de la responsabilité du client de ouvrir les frais de transport et d'emballage vers et à partir du centre de service après-vente. Les frais de la main-d'oeuvre et des matériaux pour retirer les pièces ou les remplacer sous cette garantie ne sont pas couverts.

Cette garantie ne couvre pass: les meubles utilisés à des fins commerciales, les défaillances causées par un mauvais assemblage ou entretien(sans dépasser les limites de poids), l'utilisation déraisonnable ou abusive, les dommages causés par le gel, la rouille, les frais de transport et d'emballage pour des pièces achetées ou retournées. Une preuve d'achat(reçu de caisse daté) est requise pour les réclamations sous garantie.

COMMENT FAIRE POUR OBTENIR DU SERVICE

Pour de plus amples renseignements, veuillez communiquer avec notre département du service à la clientèle

QUÉ ESTÁ CUBIERTO

Este producto está cubierto por la garantía limitada de 6 meses de nuestro fabricante. Para asegurar su total satisfacción, ésta garantiza al comprador original que el artículo proporcionado se encuentra libre de defectos materiales y de fabricación, a partir de la fecha de compra, y que permanecerá en tal estado, sometido a un uso normal y cuidados adecuados, durante los seis meses posteriores a la fecha de la compra. Las partes faltantes o que presenten defectos al inicio de ese período de tiempo serán enviadas sin cargo, durante un lapso de 30 días a partir de la fecha de compra, mediante la presentación de un comprobante de compra válido, siempre que las partes estén disponibles en nuestro almacén y el artículo adquirido sea parte de nuestro inventario actual.

QUE' NO ESTÁ CUBIERTO

El cliente asumirá los costos de flete y empaque hacia y desde el centro de servicio de cliente. Los cargos de material y mano de obra para extraer o mreemplazar partes en el marco de la ganrantía no están cubiertas.

Esta garantía no cubre: muebles utilizados con fines comerciales, fallas causadas por montaje de instalación inadecuados o uso indebido(se recomienda no exceder los límites de peso), uso no razonable o abusivo, daños por congelación, oxidación, partes compradas, flete de devolución y cargos de empaque. Se exigirá el comprobante de compra(la factura de registro con fecha) para hacer valer la garantía.

CÓMO OBTENER SERVICIO

Si desea más información, póngase en contacto con nuestro departamento de servicio al cliente

