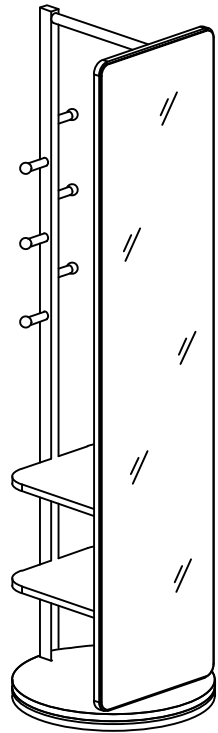





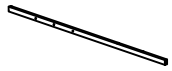



Illustration of Installation

Name: Full-length mirror 001 Solid Wood Rotary (Large Size)




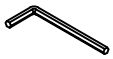


Caution: (Installed) in the parts table and hardware table means that it has been installed in the finished product, and is not in the hardware bag!!!



List of Parts

No.	Name	Graph	Size	Amount
1	Mirror backplane		1630*350*23MM	1
2	Base		∅450*44MM	1
3	Laminate		340*300*18MM	2
4	Back rod		1630*40*25MM	1
5	Reinforcement strip (Installed)		320*40*18MM	2
6	Hanging rod		300*∅25MM	1
7	Handle		82*∅27MM	6

List of Hardware

No.	Name	Graph	Size	Amount
A	Hexagonal overmoulding wire		M7*38MM	4
B	Hexagon socket head screw		M6*35MM	6
C	Hexagon socket head screw (Installed)		M6*25MM	4
D	Hexagon wrench		M4*57MM	1
E	Sticker		∅20*1MM	3
F	Nonwoven fabric pad		∅25*3MM	5

This product has passed the wood inspection and paint inspection in full compliance with the national quality inspection standards. After passing the factory, it will be released from the factory and sold after confirming that the packaging is intact.

For better service, please feel free to give us your opinions on after-sales service.

Name	Wood Furniture
Qualification	Pass
Grade	Class 1

Required Workers



Inspector

QC 02