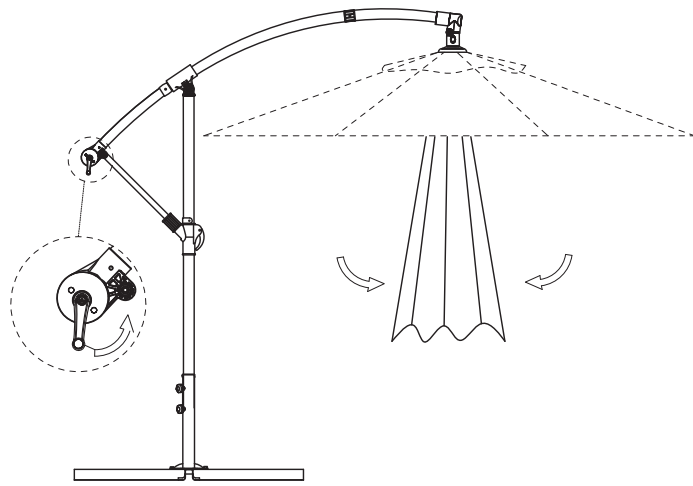
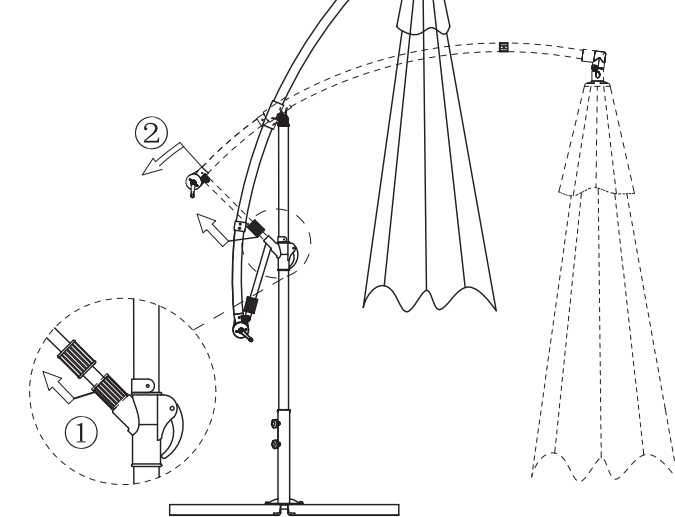


CLOSE

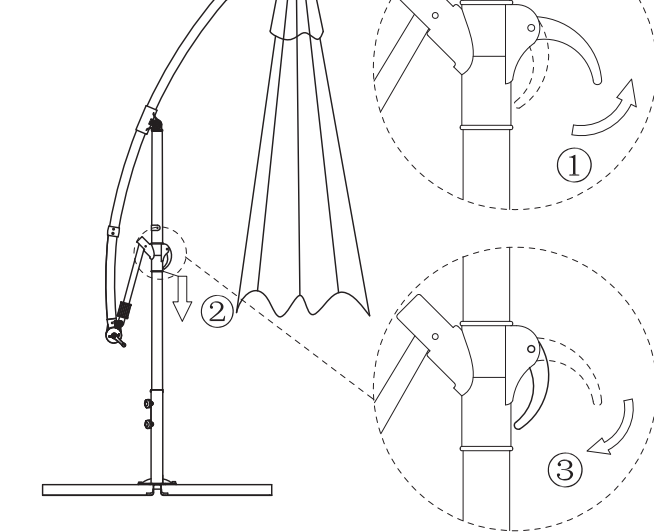
Step 1



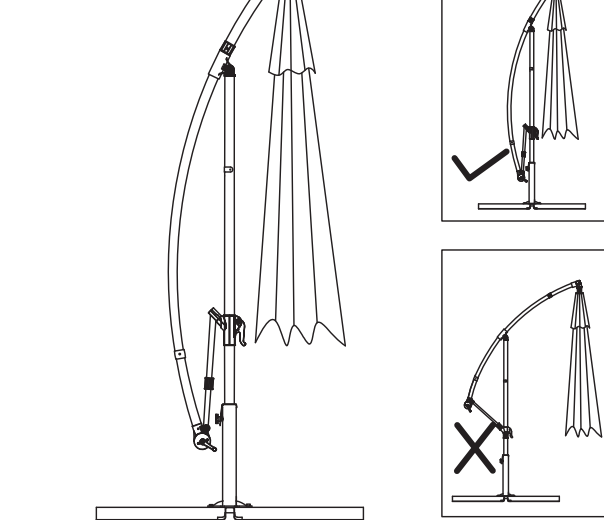
Step 2



Step 3



Step 4



Warning:

1. Cross bar stand will not support umbrella without proper weight.Using the stand without weights will damage your umbrella.
2. Please do not use this umbrella in strong wind which will be easy to blow it away.
3. Never leave umbrella open overnight and under bad weather conditions. We will not be responsible for such weather damages.

10ft Offset Umbrella

- Thank you for purchasing our product. You are
- Welcomed to visit our website for more products.
- We are committed to providing customers with quality products and a good purchasing experience.
- Need any help regarding purchase or customer service, please email us. (will be responded within 24 working hours)

Attention for assembly

1. Read the instruction carefully and completely before assembling the product.
2. Follow the instructions step by step. Any wrong operation might damage the product, which will not be considered as quality defect of product itself. Any return caused by this reason will not be accepted.
3. Place product on soft floor (carpet, cardboard, wood) for assembly to prevent scratching or damage, never on concrete, sand or slate floor.
4. Verify all components and hardware are included according to the part list before start assembling. In case of missing of any part, stop assembling and contact us right away.
5. Follow the manpower request for assembly. Shortage of manpower might cause unsuccessful assembly or personal injury.
6. Do not use the product until all the components, screws, bolts, nuts are fastened tightly.
7. Contact us when you have any problem regarding assembly or any product issues, we will respond as soon as possible to help you out of problem. Don't return the goods on your purchase platform right away.

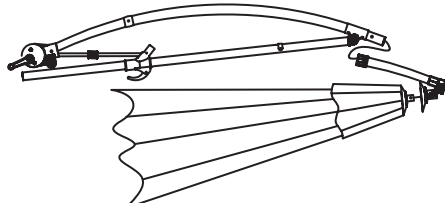
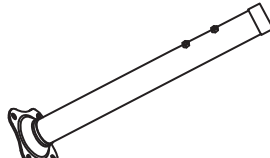
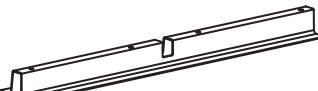
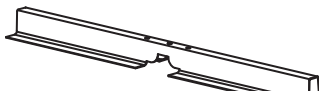




Maintenance

1. This patio umbrella is used as a sunlight canopy, it is not rain/water proved.
2. Light weighted steel cross base is included but a heavy base(Not included) is required as combination use with this umbrella, sold seperately.
3. Don't use this umbrella in bad weather days. Wild wind will cause damage of product.
4. Fabric might be color faded by a period of use, especially under strong sunlight.
5. It is recommended to replace a new umbrella canopy every year.
6. Outdoor use only.

Limited Warranty:

- **Metal Frame:** 1 year (12 months)
- **Fabric Canopy:** 60 days (2 months)

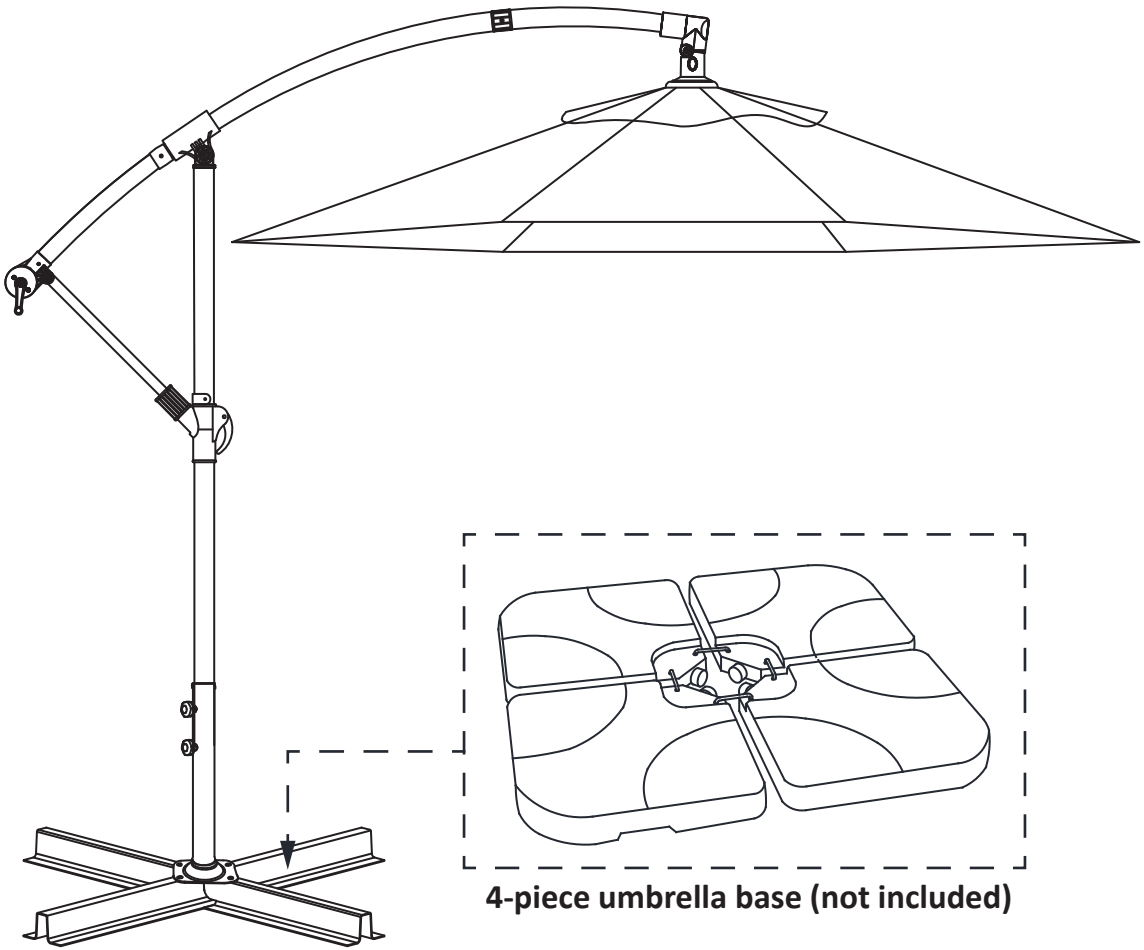
Part List

A		Umbrella canopy & Hanger		1		B		Umbrella pole		1													
																							
C		Bottom Cross Bar		1		D		Upper Cross Bar		1													
																							
E		Bolt		4		F		Washer		4		G		Wrench		1		H		Locker		2	
																							

People Required: 1

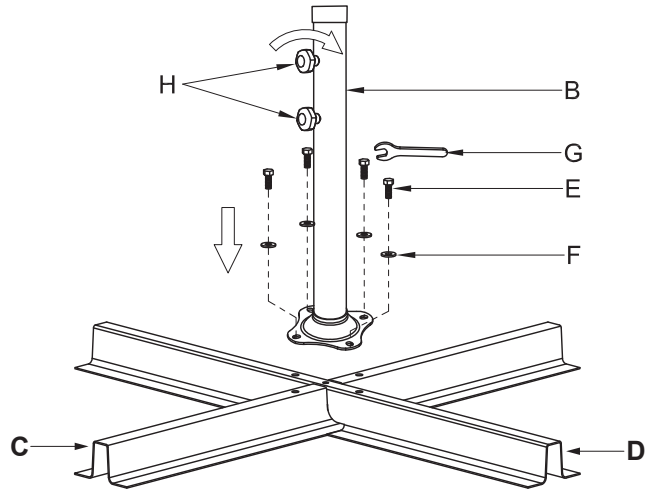


Tools Required: Included
Ested Time: 15 minutes

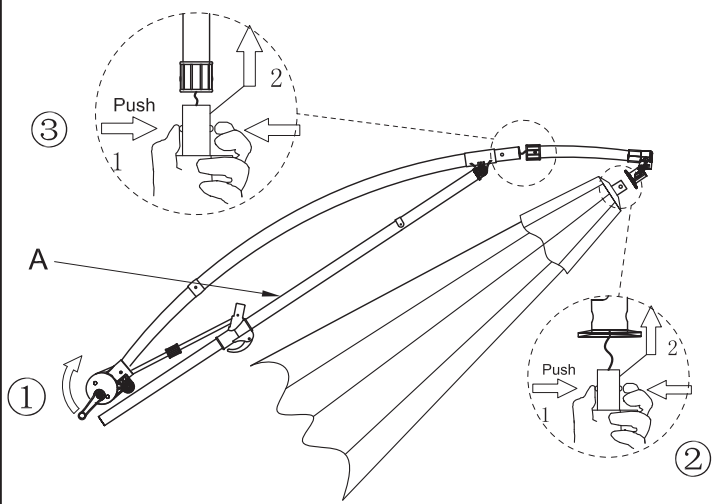


OPEN

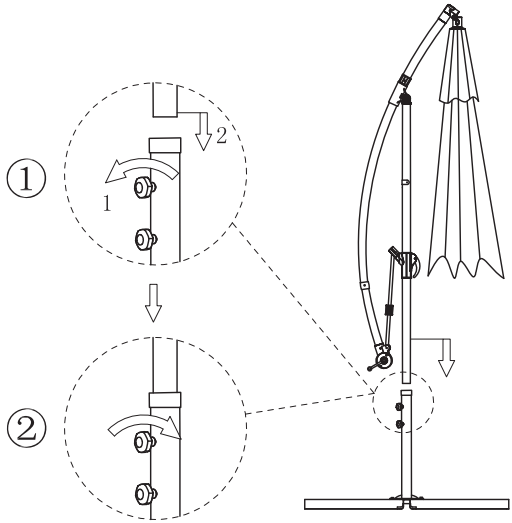
Step 1



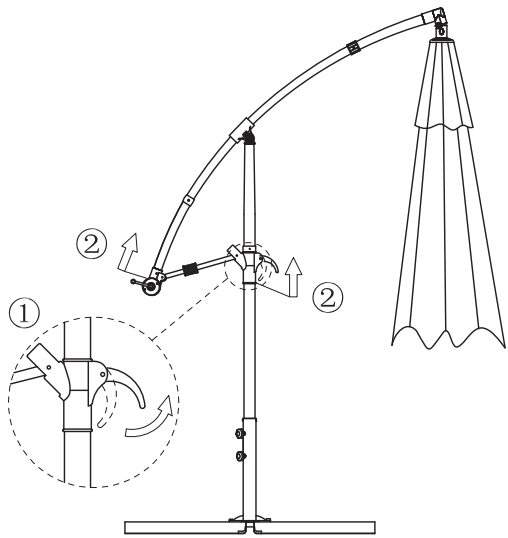
Step 2



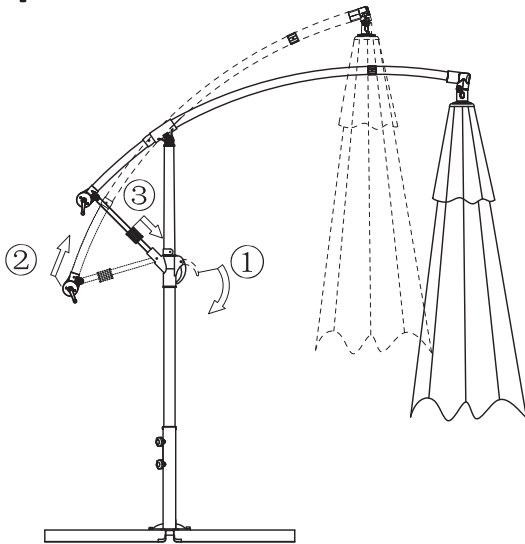
Step 3



Step 4



Step 5



Step 6

