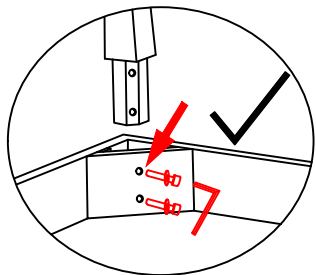
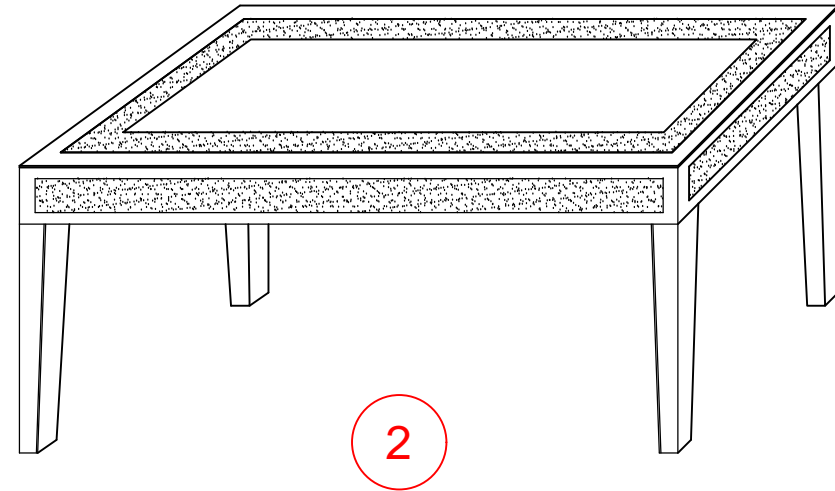
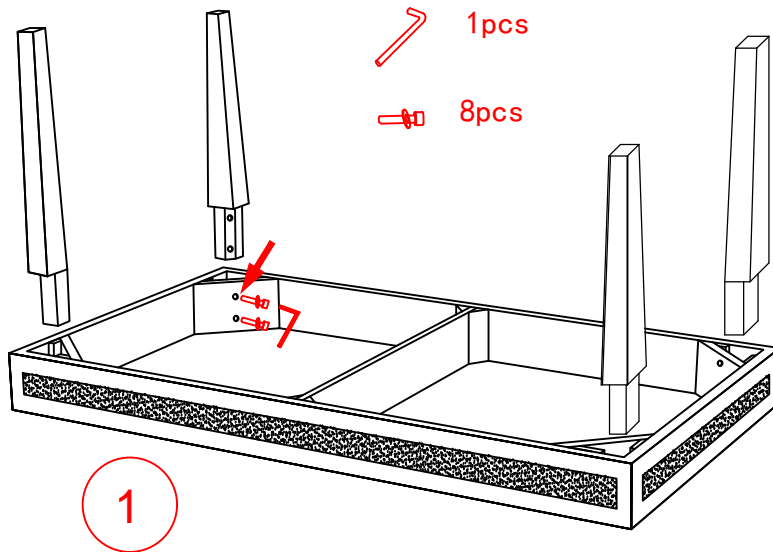
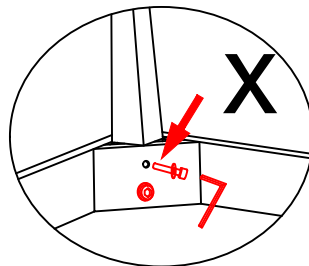


Installation Instructions



Right Method:
Put 2 screws into the holes at the same time, and tighten them.



Wrong Method:
After tightening one, place the other screw in the hole.

Step 1: According to the code, find the corresponding leg slot.
Step 2: Attach the leg to the table top, put the 2 screws into the holes together, and tighten the 2 screws with a Allen key.

***Note:** When installing a leg, do not install another screw after tightening one screw, otherwise the other screw may not be screwed in.