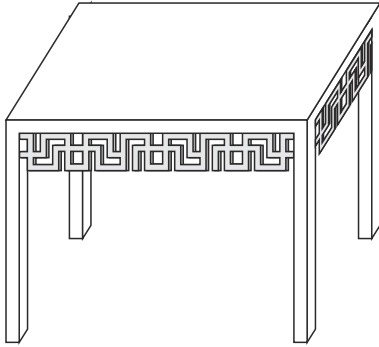
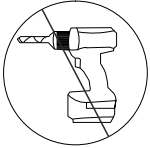


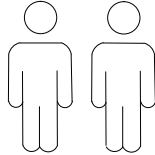
# ASSEMBLY INSTRUCTIONS



+ Do Not Use  
Power Tools



+ Suggested  
Adults



**NOTE:** For questions about parts or assembly  
please call us.

- 1 Read instructions cover to cover.
- 2 Save all packaging until assembly is completed.

## 1 IMPORTANT SAFETY INFORMATION

Do not assemble the product if any of the  
following parts arrived damaged:

- Part #① Desktop(1pcs)  
② Leg(4pcs)

## 2 IMPORTANT ASSEMBLY INFORMATION

Do not tighten until all hardware is locked

## + Parts Included

① Desktop  
(1pcs)




② Leg  
(4pcs)



## + Hardware Included

**A**   
Allen Key  
(1pc)

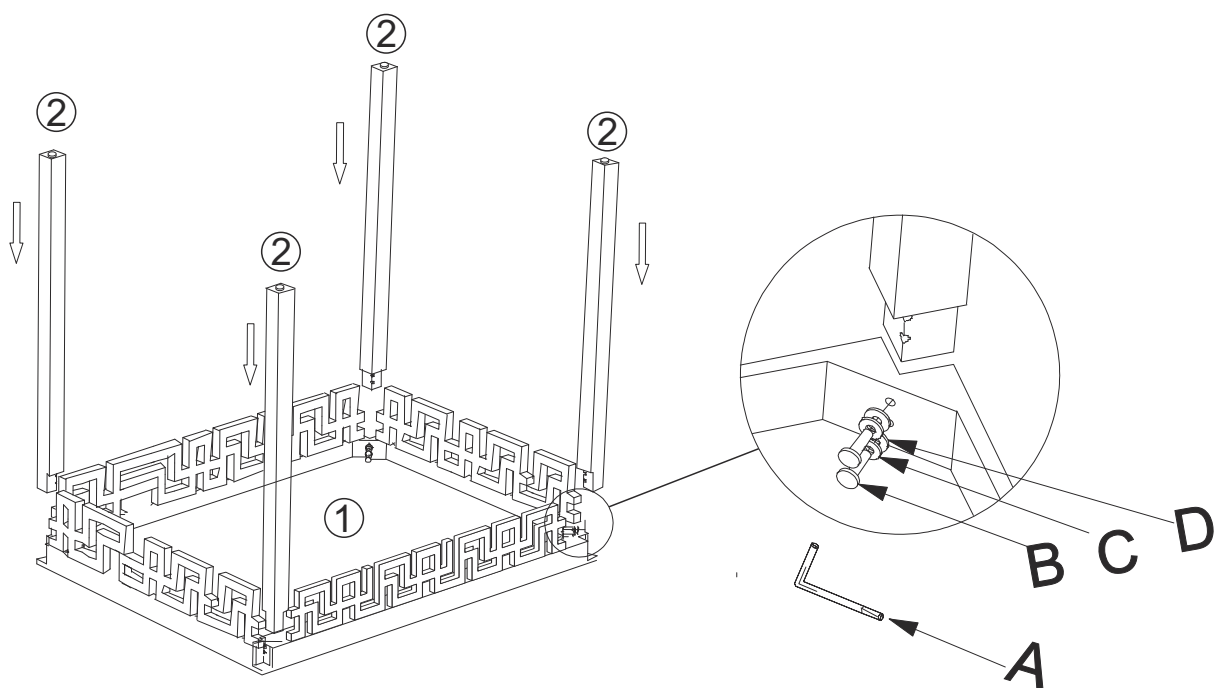
**B**   
Bolt  
(8pcs)

**C**   
Spring Gaskets  
(8pcs)

**D**   
Flat washer  
(8pcs)

# ASSEMBLY INSTRUCTIONS

1



2

