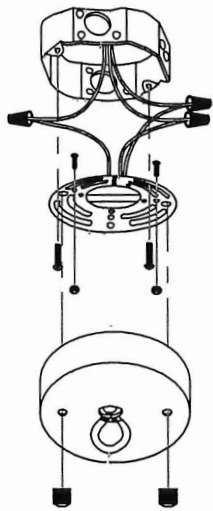


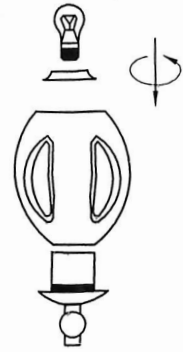
Installation Instruction

1



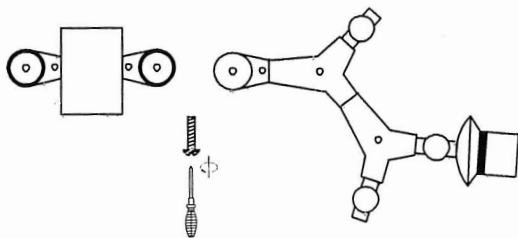
connect wires and install canopy,

5



install the big glass lampshade and bulbs

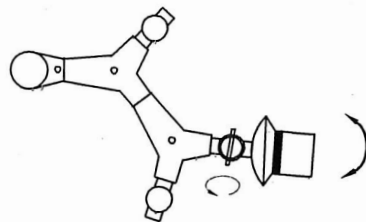
2



install the arms correspondingly, A-A, B-B, C-C, etc...

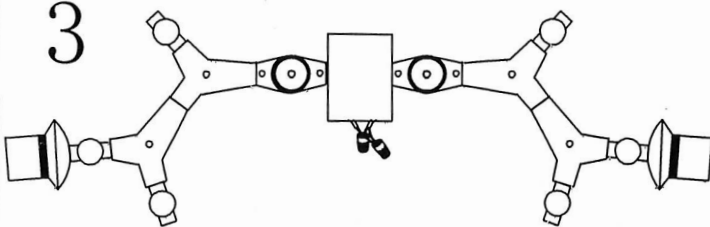
DON'T NOT REMOVE THE TRANSPARENT LABEL A, B, C, etc...
OTHERWISE THE PAINTING WILL BE PEELED OFF

6



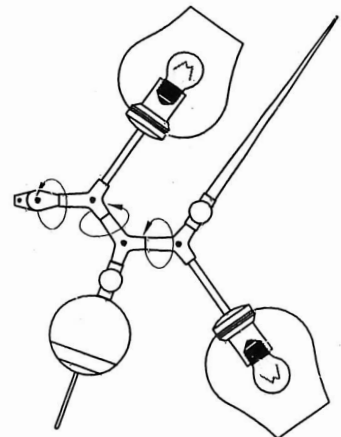
loosen the screw then adjust the lampholder

3



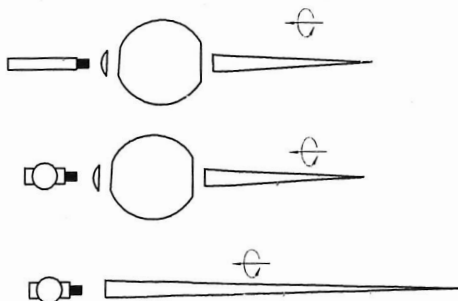
Connecting wire

7



adjust the arm to appropriate angle to balance the whole lamp

4



install the glass pole and small glass ball