

Features

- Advanced spray engine with easy-grip sprayface provides three alternate experiences: wide coverage, medium coverage, and concentrated spray.
- Water-saving spray option pauses water flow.
- Ergonomic sprayhead pivots to allow precise adjustment for a targeted hydromassage.
- MasterClean™ sprayface is easy to clean.
- 1.75 gpm (gallons per minute) hand shower flow rate.
- Includes K-9514 MasterShower® 60-inch metal shower hose, sidebar and trim, supply elbow, and vacuum breaker.
- Coordinates with Forté faucets and accessories.
- ADA non-positive shut off.

Material

- KOHLER finishes resist corrosion and tarnishing.
- This product can help a building earn Water Efficiency points in the LEED® Green Building Rating System.

Installation

- Wall-mount

Water Conservation & Rebates

- WaterSense®-labeled 1.75-gpm handshowers use up to 30 percent less water than standard 2.5-gpm handshowers while still meeting strict performance guidelines.

Recommended Replacements

- This product is replaced by 22177-G.

Recommended Products/Accessories

K-30646 shower filter
K-30647 Shower Filter Replacement



ADA

OBC

Codes/Standards



ASME A112.18.1/CSA B125.1
DOE - Energy Policy Act 1992
EPA WaterSense®
California Energy Commission (CEC)
ADA
ICC/ANSI A117.1
OBC

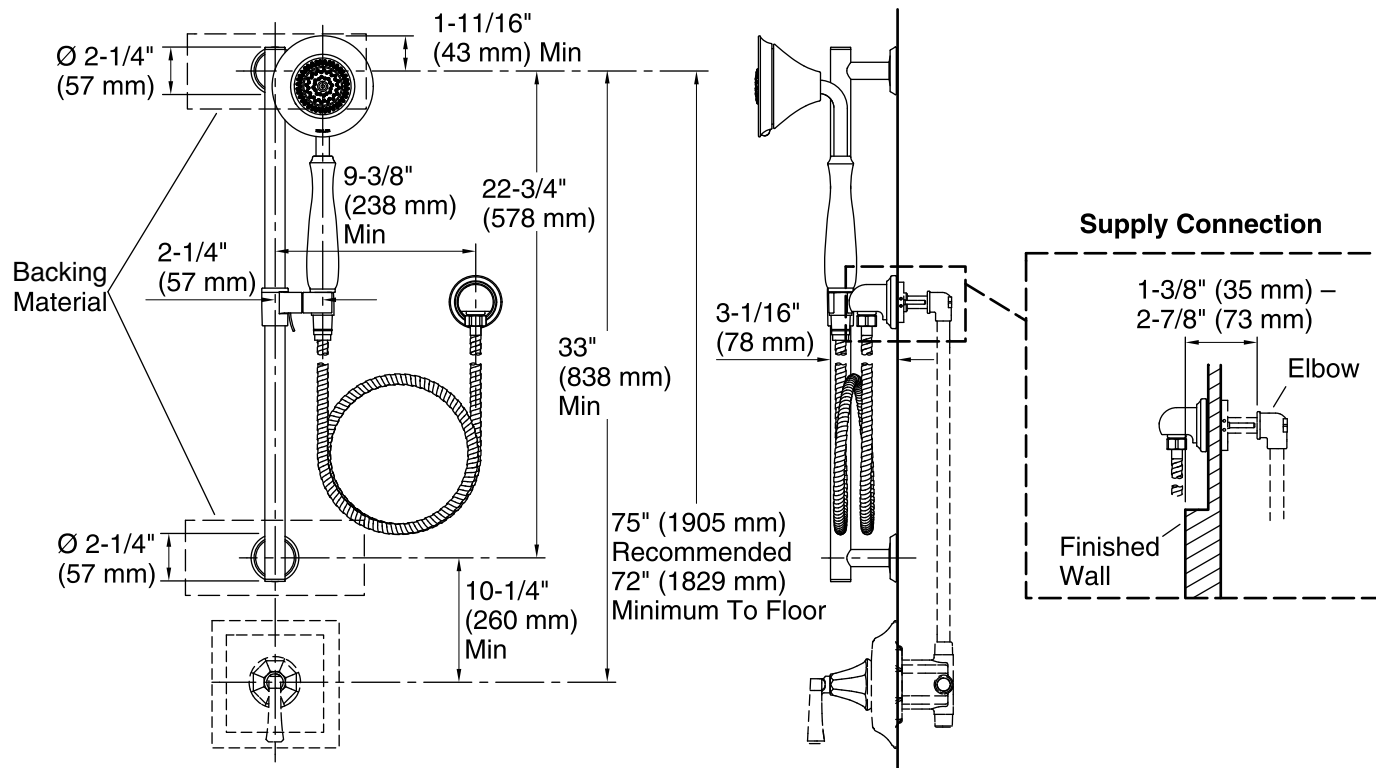
KOHLER® Faucet Lifetime Limited Warranty

See website for detailed warranty information.

Available Colors/Finishes

Color tiles intended for reference only.

Color	Code	Description
	CP	Polished Chrome
	BN	Vibrant® Brushed Nickel



NOTE: Valve trim illustrated for dimensioning only, not included in the product.

Technical Information

All product dimensions are nominal.

Drain included: No

Handshower:

Rated maximum flow: 1.75 gal/min (6.6 l/min)

Notes

Install this product according to the installation guide.

IMPORTANT! The sidebar must be mounted to stud framing at both the top and bottom mounting locations. Do not use or depend on plastic wall anchors to attach the sidebar.

Plumbing codes may require that an atmospheric vacuum breaker be installed in-line to handshowers. Consult with local codes.

ADA, OBC compliant when installed to the specific requirements of these regulations.