
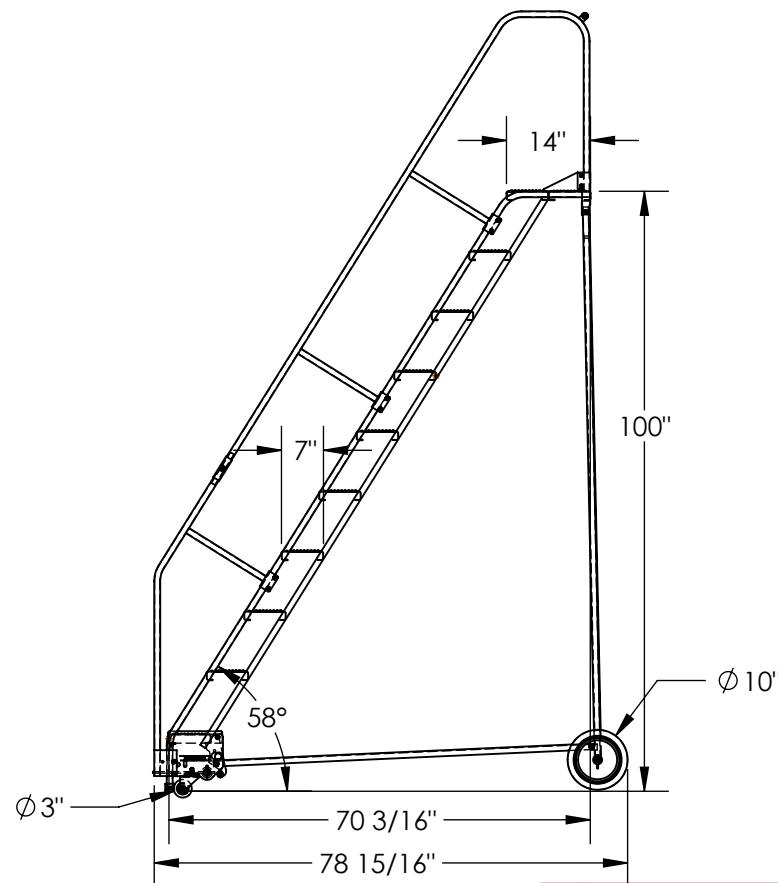
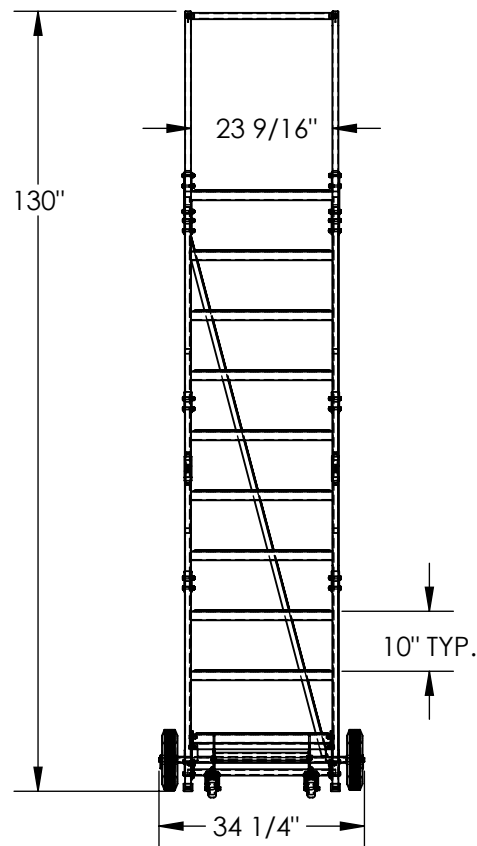


# 10-STEP ROLLING STEEL WAREHOUSE LADDER - LAD-10-14-P

APPROX WEIGHT: 309.6690 lbs.  
DOES NOT INCLUDE WEIGHT OF POWER OR PACKAGING!!!

\*\*\* ANY ADDITIONS, DELETIONS, OR OMISSIONS MUST BE CORRECTED ON THIS DRAWING AS THIS DRAWING WILL BE CONSIDERED ALL INCLUSIVE \*\*\*

ALL GRAPHICS PROVIDED ARE FOR REFERENCE ONLY. IF CERTAIN DIMENSIONS ARE CRITICAL PLEASE VERIFY THOSE DIMENSIONS WITH YOUR SALESPERSON



DIMENSION TOLERANCE  $\pm 1/4"$

## STANDARD FEATURES

MODEL NUMBER IS LAD-10-14-P  
OVERALL WIDTH IS 34 1/4"  
USABLE WIDTH IS 23 9/16"  
OVERALL LENGTH IS 78 15/16"  
USABLE LENGTH IS 70 3/16"  
OVERALL HEIGHT IS 130"  
TOP STEP HEIGHT IS 100"  
STEP TYPE IS PERFORATED  
CLIMB ANGLE IS 58°  
STEP DEPTH IS 7"  
TOP STEP DEPTH IS 14"  
MAX CAPACITY IS 350 LBS  
WHEEL SIZE IS Ø10"  
FRONT WHEEL SIZE IS Ø3"  
TOUGH BAKED IN POWDER COATED BLUE FINISH  
BOTTOM STEP HAS TOUGH BAKED IN  
POWDER COATED YELLOW FINISH

## NOTE

SOME ASSEMBLY REQUIRED  
TOOL TRAY SOLD SEPARATELY  
SAFETY GATE SOLD SEPARATELY

## SPECIAL FEATURES

NONE

APPROVAL

I, THE UNDERSIGNED, AGREE THAT THE PRODUCT AS REPRESENTED SATISFIES DESIGN AND DIMENSION REQUIREMENTS. I ALSO ACKNOWLEDGE MY DUTY TO CONFIRM PRODUCT AND INSTALLATION COMPLIANCE WITH ALL APPLICABLE FEDERAL, STATE AND LOCAL REGULATIONS AND STANDARDS.

**ANY MODIFIED UNITS ARE NON-RETURNABLE**

[ ] As drawn [ ] As marked

Signed: \_\_\_\_\_ Date: \_\_\_\_\_

Printed Name: \_\_\_\_\_

LEAD TIME WILL START UPON RECEIPT OF SIGNED APPROVAL DRAWING

FOR INTERNAL USE ONLY  
PROJECT SIGN OFF

SALES	
ENG.	
FAB.	
POWER	

DISTRIBUTOR'S NAME:

VESTIL MANUFACTURING

DRAWN BY: BCN

DATE: 7/14/2016

REFERENCE: X

SCALE: 1:32

QUOTED LEAD TIME: X

QUOTE # X

P.O.# X

W.O.# X

SALES: X

FILE NAME:

44-007-129