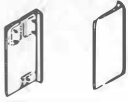
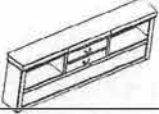




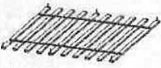



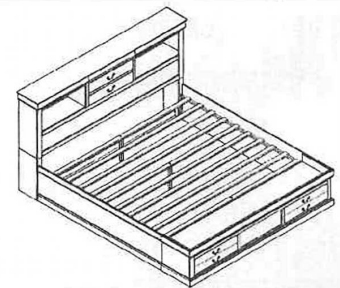
ASSEMBLY INSTRUCTIONS

Thank you for purchasing this quality product. Be sure to check all packing materials carefully for small parts which may have come loose inside the carton during shipment. Identify and count all parts and compare with the parts list below.

** Assemble product on a flat, soft surface such as a carpet or cloth to prevent scratching the finish. Read all instruction and study the drawings carefully before starting the assembly process.

Parts List			Qty
A		Headboard legs	2 pcs
B		Headboard	1 pc
C		Bottom rail	1 pc
D		Support bar	2 pcs
E		Footboard	1 pc
F		Side Rail	2 pcs
G		Bed Slat	1 set
H		Slat Support	3 pcs

HARDWARE LIST			
a		4mm	1 pc
b		1/4"x1-1/4"	28 pcs
c		1/4"x10 mm	28 pcs
d		1/4"x14x2mm	28 pcs
e		10.9x30 mm	8 pcs
f		4x30mm	6 pcs



Step 1

Step 2

Step 3

Step 4