

ASSEMBLY INSTRUCTIONS

MARILYN VANITY MIRROR







4111270

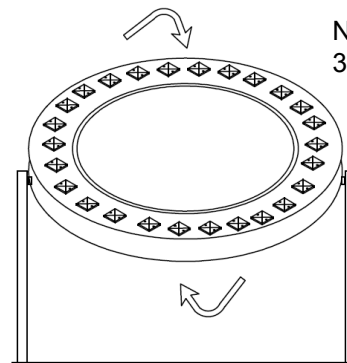

Thank you for purchasing this quality product. Be sure to check all packing material carefully for small parts that may have come loose inside the carton during shipment.

**TOOL REQUIRED (NOT PROVIDED):
PHILLIPS SCREW DRIVER**

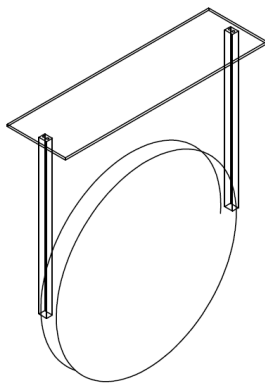


4111270CH 20"Vanity Mirror -Marilyn BOX

LIST OF PARTS				LIST OF HARDWARE			
No.	Description	Picture	Q'ty	No.	Description	Picture	Q'ty
A	20" Vanity Mirror Marilyn		1PC	1	Crystal(Repair parts)		4PCS
				2	Screw-M4x20mm(Preassembly)		4PCS
				3	Copper needle(Repair parts)		8PCS
				4	Plastic Pad		6PCS
				5	Glove		2PCS



Note: It can rotate 360 degrees



Non-slip mat

