

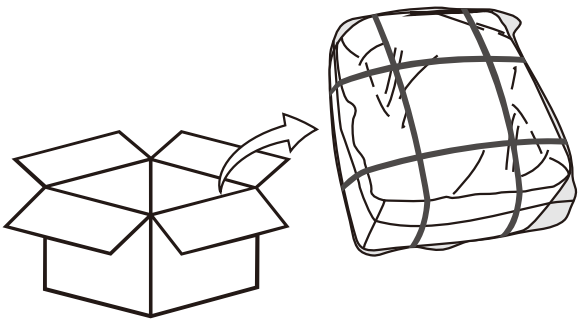
# SHELL-SHAPED BEAN BAG CHAIR

## ASSEMBLY INSTRUCTION

**\* Read the instructions before installation.**

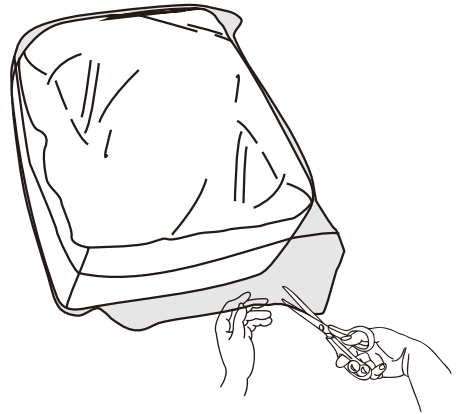
**1**

Vacuumed pack



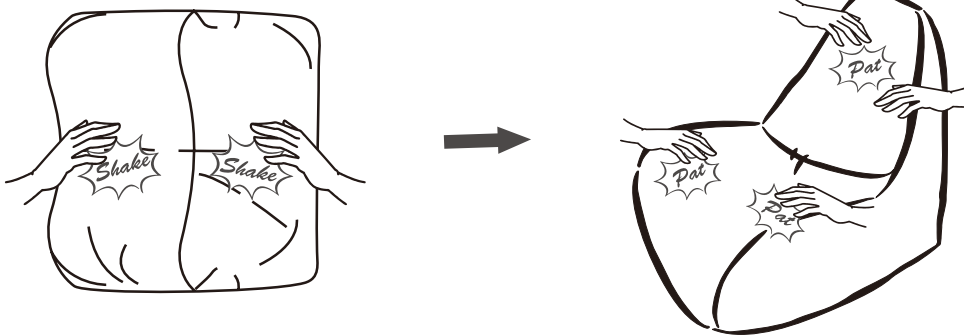
**NOTES:** Do not use sharp objects to open the outer carton box.

**2**



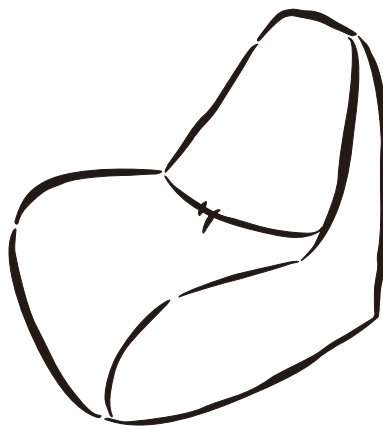
Unpacking the plastic bag.

**3**



Fully pat and shake the sofa for about 10 minutes ensure foam evenly filled in the cover. Place the sofa in an upright position, leave the inner cushion to expand for 48 hours. Pat and organize the outer shape of shell-shaped bean bag chair.

**4**



**ITEM NO.: L141 / L142  
L143 / L144**

Now you get a perfect shell-shaped bean bag chair.



**If your order contains multiple boxes, these boxes may not be delivered on the same day. Please feel free to contact us on platform if you need any help. Thank you for your patience!**