
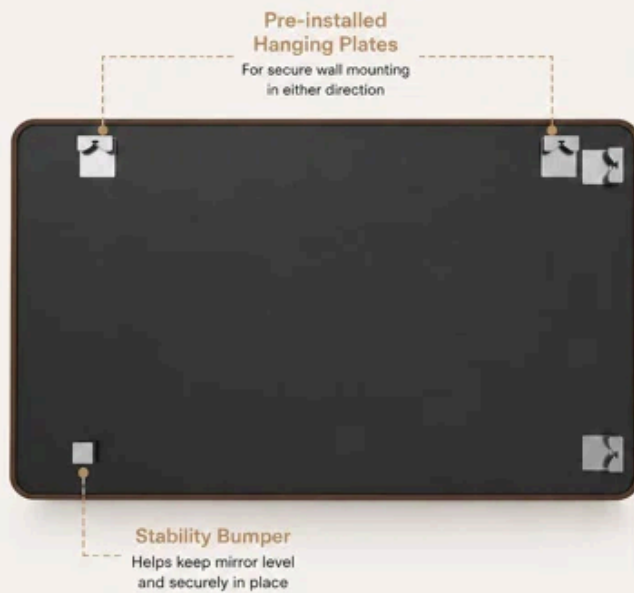


Easy Wall Mount Installation

Pre-installed mounting points for horizontal or vertical hanging



1 Measure & Mark



Measure the distance between mounting points and mark on the wall.

2 Install Anchors / Screws




Drill holes and install anchors or screws (mounting hardware not included).

3 Hang Mirror Securely



Align the hanging plates with the screws and slide down to lock in place.

 Engineered for a secure, level fit in both horizontal and vertical orientations.