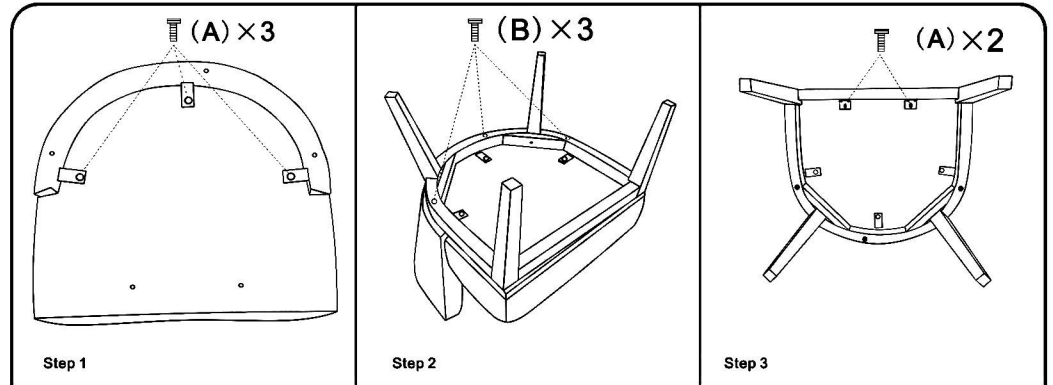


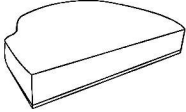
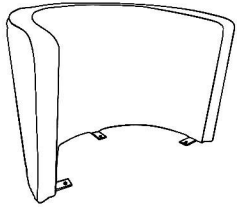
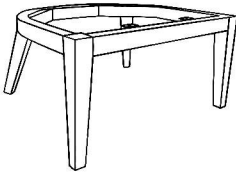

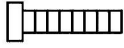

**Insert and loosely tighten all screws. When assembly is completed, fully tighten all screws before using. This chair is only intended for sitting. Any other use will void the warranty.**



**Step 1**  
Attach back to seat.

**Step 2**  
Attach frame with legs to seat.

**Step 3**  
Attach 2 front brackets to seat.

Seat Cushion	Back Cushion	Frame wood ×1
		
(A) × 5		M6 × 25
(B) × 3		M8 × 45
(C) × 1		Allen Key

