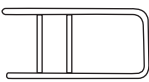

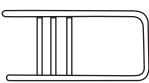

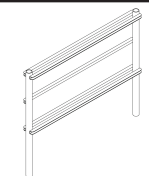
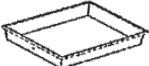
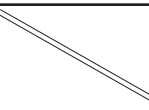
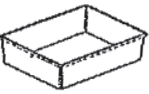

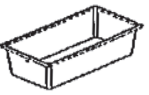


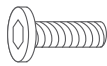





Code	PARTS		QTY	Code	PARTS		QTY
A		SIDE SUPPORT FRAME	1	I		LOCKING CASTERS	2
B		SIDE SUPPORT FRAME	1	J		CASTERS	2
C		CENTER DIVIDER	1	K		DRAWER	2
D		SUPPORT BAR	4	L		DRAWER	1
E		FILE FRAME	1	M		DRAWER	2
F		SHELF	1	N		FILE DIVIDER BAR	1
G		HEX SCREWS	16	O		DRAWER PULLS	5
H		HEX WRENCH	1	P		DRAWER PULL SCREWS	5

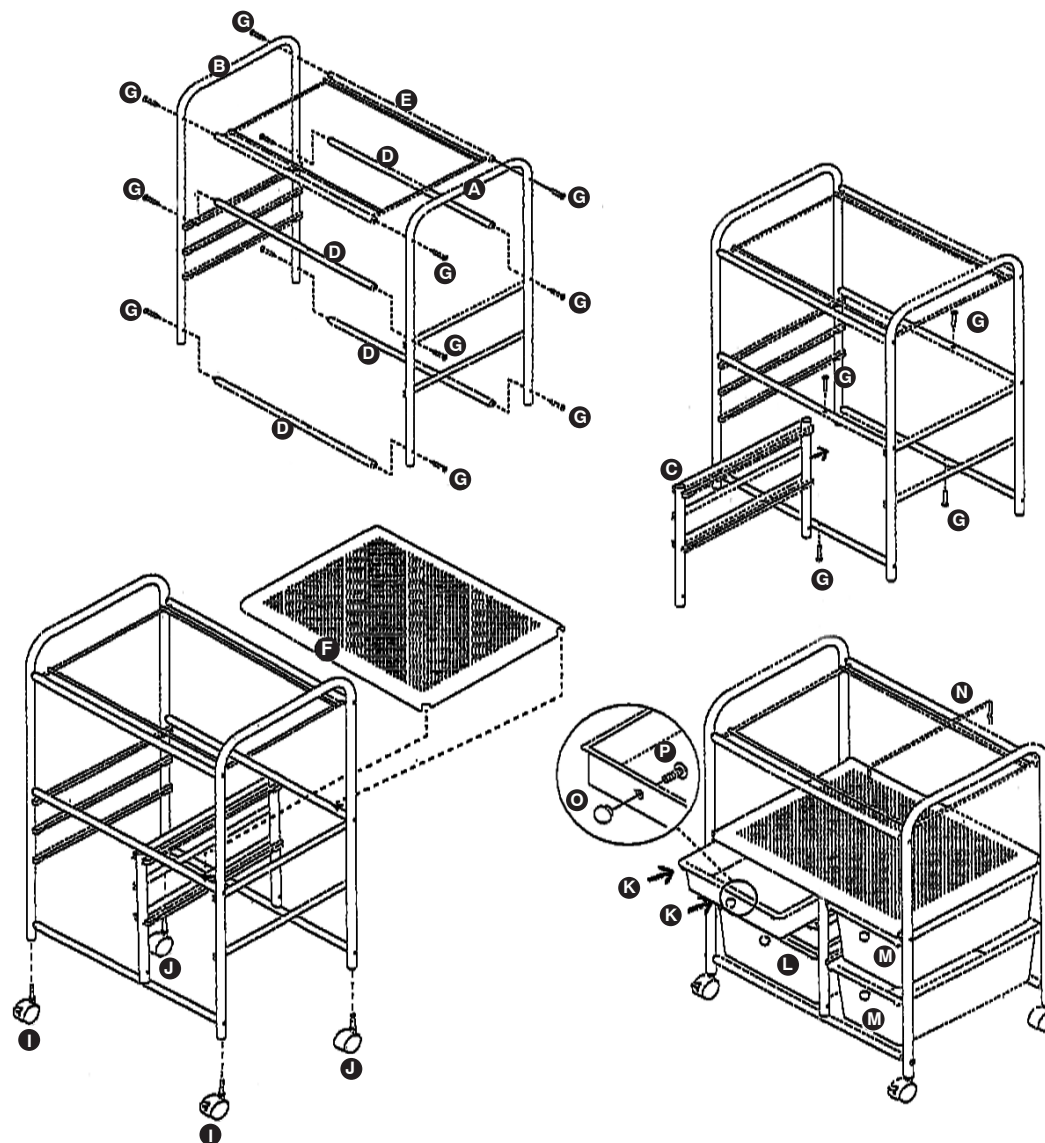
### Before You Begin

Review all instructions before beginning assembly.

Check the parts you've received against the parts list.

Separate, identify and count all hardware parts.

Contact us with problems or any missing pieces.



Dimensions: 13"W x 15<sup>3</sup>/<sub>8</sub>"D x 32<sup>1</sup>/<sub>8</sub>"H