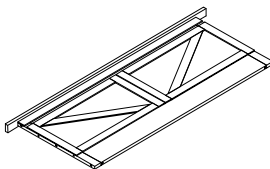
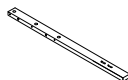










# ASSEMBLY INSTRUCTIONS

## Headboard

### PARTS LIST

Code	Description	Q'ty
1 . Headboard		1 pc
2 . Legs		2 pcs

### HARDWARE LIST

Code	Description	Q'ty
A . Dowel 13/32" x 50mm		4 pcs
B . Screw 1/4" x 41mm		6 pcs
C . Cam lock 19/32" x 11mm		6 pcs
D . Screwdriver		1 pc
E . Allen key 4mm		1 pc
F . Bolt 1/4" x 45mm		4 pcs
G . Flat washer 1/4"		8 pcs
H . Nut 1/4"		4 pcs

