

Color is only for reference




Components List

Parts	Size	Qty	S/N	Box
	φ9*45.2cm	2	①	1/1
	φ11*30cm	3	②	
	60*48cm	1	③	
	92.2cm	1	④	
	φ9cm	1	⑤	
	44*35cm	1	⑥	
	φ45cm	1	⑦	
	64*52*8cm	1	⑧	
	62*50cm	1	⑨	

Screw list 1:1

Size	scale	Qty	S/N	Box
φ10*80mm	1:1	3+1	A	1/1
φ10*60mm	1:1	2	B	1/1
φ10*40mm	1:1	2	C	1/1
φ8*40mm	1:1	3+1	D	1/1
φ35mm	1:1	3	E	1/1

Please arrange all the parts in serial number as follows






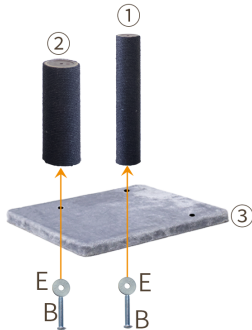


Assembly Manual

1 step.1


Before installation, please prepare the accessories in the step box, and install them in the order of the steps.

-  ① $\phi 9 * 45.2\text{cm}$
-  ② $\phi 11 * 30\text{cm}$
-  ③ $60 * 48\text{cm}$
-  B*2  E*2





2 step.2

-  ② $\phi 11 * 30\text{cm}$
-  ⑥ $44 * 35\text{cm}$
-  A*1




3 step.3

-  ① $\phi 9 * 45.2\text{cm}$
-  ⑤ $\phi 9\text{cm}$
-  A*1



4 step.4

-  ② $\phi 11 * 30\text{cm}$
-  ⑦ $\phi 45\text{cm}$
-  A*1



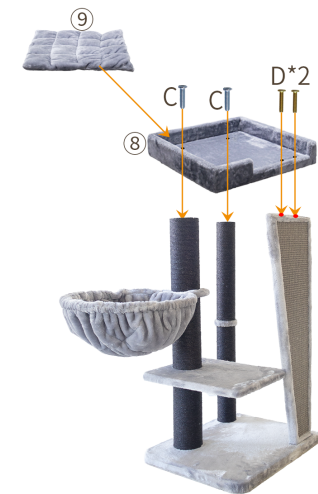
5 step.5

-  ④ 92.2cm
-  D*1  E*1



6 step.6

-  ⑧ $64 * 52 * 8\text{cm}$
-  ⑨ $62 * 50\text{cm}$
-  C*2  D*2



• A  $\phi 10 * 80\text{mm}$

• B  $\phi 10 * 60\text{mm}$

• C  $\phi 10 * 40\text{mm}$

• D  $\phi 8 * 40\text{mm}$

• E  $\phi 35\text{mm}$