
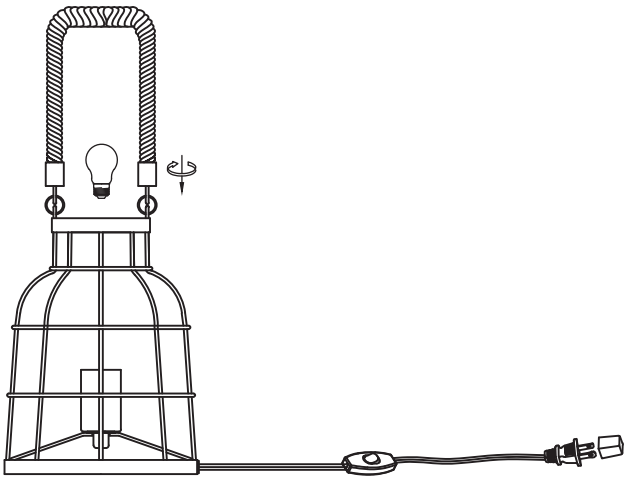


Instruction Manual

Table Lamp



Overview



Assembly Instruction

No installation required.

Product Specifications

Input voltage 120V
Rated power 25W MAX
Lamp socket E26
Cord Length 5.9ft.

Product Packaging

Lamp × 1
Lamp manual × 1

Safety Warning:

BULB TYPE:


Use only the bulb type and wattage indicated on Wattage Label placed on or near socket.

WARNING: NEVER EXCEED MAXIMUM WATTAGE Indicated as bulb may cause fire.

CAUTION:

This portable lamp has a polarized plug (one blade is wider than the other) as a safety feature. This plug can be used in a polarized outlet only one way. If plug does not fit fully into the outlet, reverse the plug. If it still does not fit, contact a qualified electrician.

DO NOT ALTER THE PLUG!



PROPER LAMP CARE:

Use a soft cloth to dust your lamp on a regular basis. Never use chemicals or an abrasive cleaner, to do so may damage the finish on your lamp.

TROUBLESHOOTING:

If fixture does not work:

1. Turn off electrical power and check all wire connections.
2. Check fuse or circuit breaker and replace if necessary.
3. Check to make sure light bulb is in working order.