


# MOE'S

## Assembly Instructions



LYDIA OUTDOOR SLIPCOVER DINING CHAIR LIGHT BROWN

VV-1019-21



THANK YOU FOR YOUR PURCHASE!

## Parts and Hardware

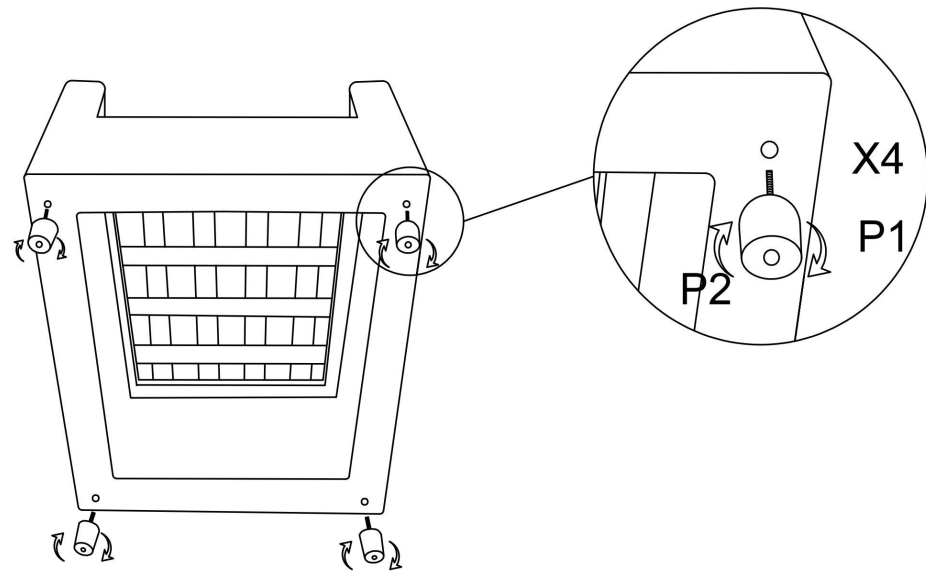
No.	Description	IMAGE	QTY
P1	LEGS		4
P2	BODY		1

## Notes


Thank you for purchasing this quality product!  
Be sure to check all packing material carefully  
for small part that may have come loose inside  
the carton during shipping.

**CAUTION:** The item is heavy, assembly  
should be performed by two people.

## Step 1



## Step 2



## Parts and Hardware

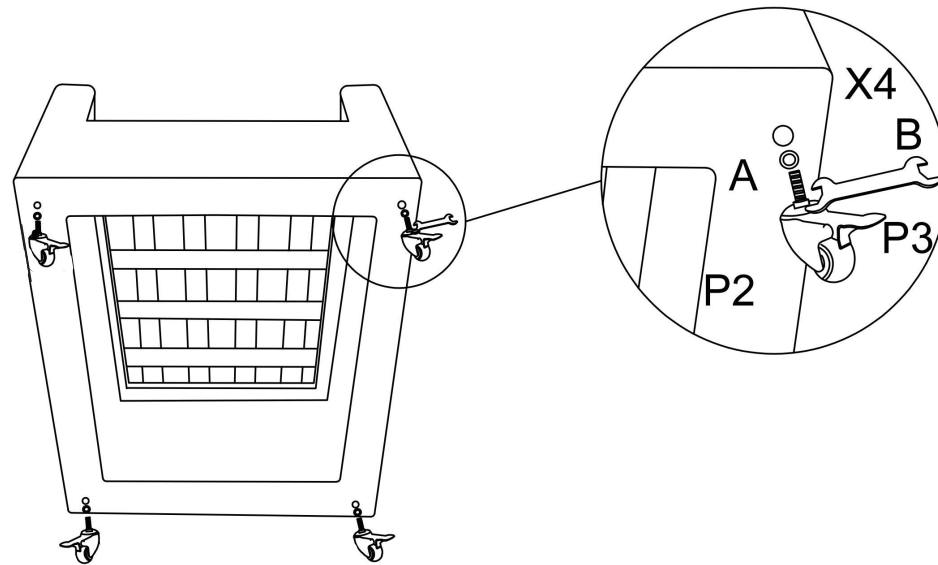
No.	Description	IMAGE	QTY
P3	LEGS		4
P2	BODY		1
A	WASHERS φ12*φ6.5*1mm		4
B	OPEN END WRENCH M6&M8		1

## Notes

Thank you for purchasing this quality product!  
Be sure to check all packing material carefully  
for small part that may have come loose inside  
the carton during shipping.

**CAUTION:** The item is heavy, assembly  
should be performed by two people.

## Step 1



## Step 2

