

# INSTRUCTIONS

## SPACE SAVER COT



SSC: V1/16  
2018

**Babymore**  
more for your baby



# IMPORTANT: READ CAREFULLY AND RETAIN FOR FUTURE REFERENCE

## INSTRUCTIONS FOR SAFE USE

The correct use and maintenance of your cot will ensure it gives long and trouble-free use. Please ensure everyone use your cot know how to use it. The safety of your child is your responsibility.

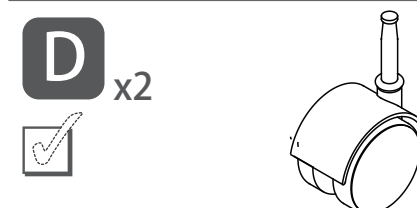

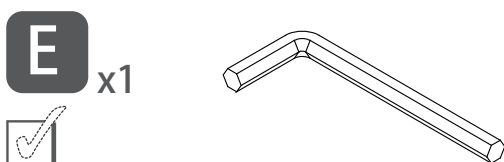
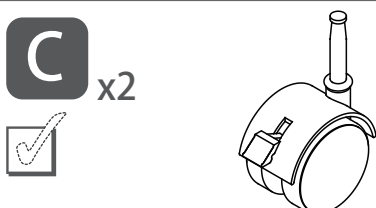
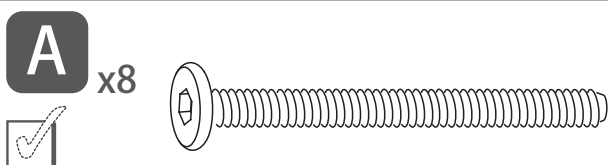
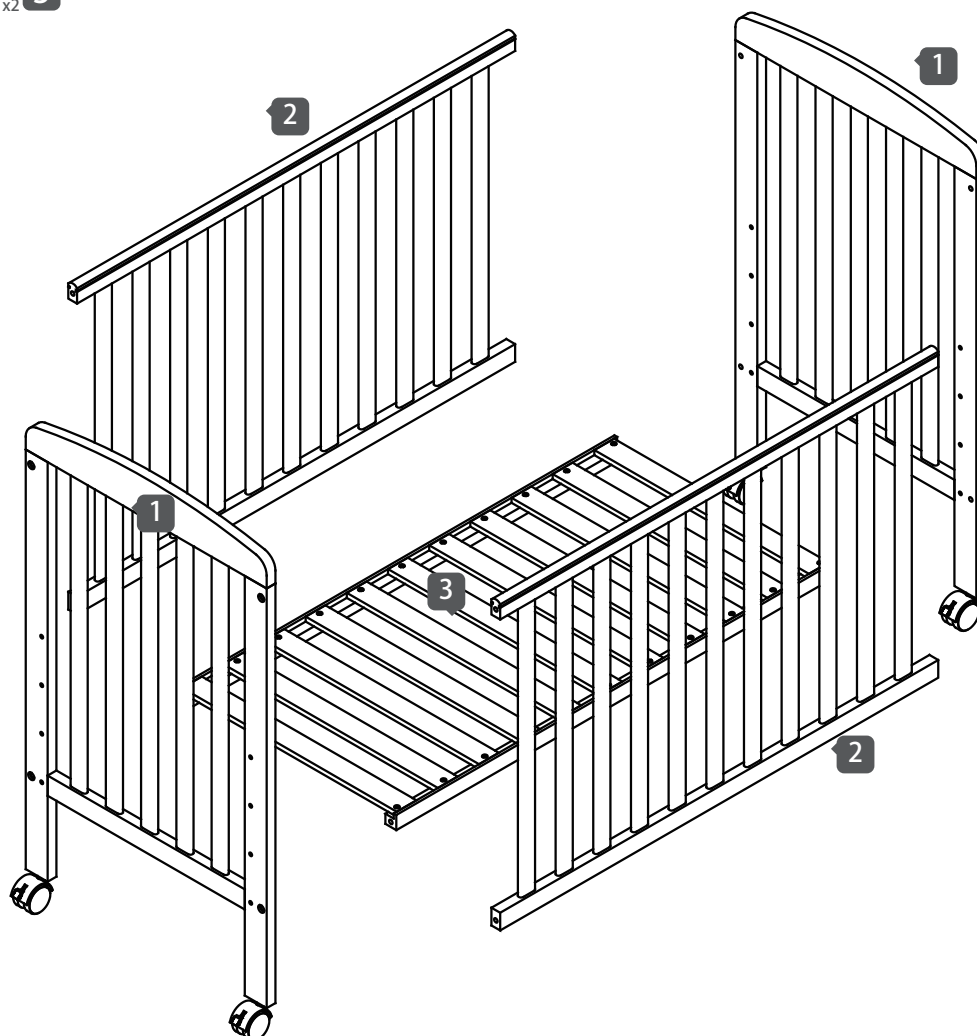
- **WARNING:** Be aware of the risk of open fires and other sources of strong heat, such as electric bar fires, gas fires, etc. in the near vicinity of the cot.
- **WARNING:** Do not use the cot if any part is broken, torn or missing and use only spare parts approved by Babymore.
- **WARNING:** Do not leave anything in the cot or place the cot close to another product which could provide a foothold or present a danger of suffocation or strangulation, e.g. strings, blind/curtain cords, etc.
- **WARNING:** Do not use more than one mattress in the cot.
- The lowest base position is the safest. Once your child is old enough to sit up unaided the base should be used in the lowest position only.
- The thickness of the mattress chosen shall be such that the internal height (surface of the mattress to the upper edge of the cot frame) is at least 500mm in the lowest position of the bed base and at least 200mm in the highest position of the bed base.
- Do Not use more than one mattress in the cot.
- We recommend the use of a mattress minimum size of 50cm by 100cm for this cot. With a thickness not exceeding 10cm. The length and width of mattress shall be such that the gap between the mattress and the sides and ends does not exceed 30mm.
- Children are likely to play, bounce, jump and climb on beds, therefore the child's bed should not be placed too close to other furniture or windows, and should be placed either tight to any wall or have a gap of 300mm between the wall and the side of the bed.
- Please ensure that all assembly fittings always be tightened properly before use. And fittings should be checked regularly and tightened as necessary.
- Your cot/bed may be cleaned with a damp cloth. Never use bleach or harsh abrasives.
- To prevent injury from falls, once the child is able to climb out of the cot, the cot should no longer be used for that child.
- The cot conforms to EN 716-1:2017.

Thank you for purchasing. If you need assistance, spare parts or you are unhappy with the goods

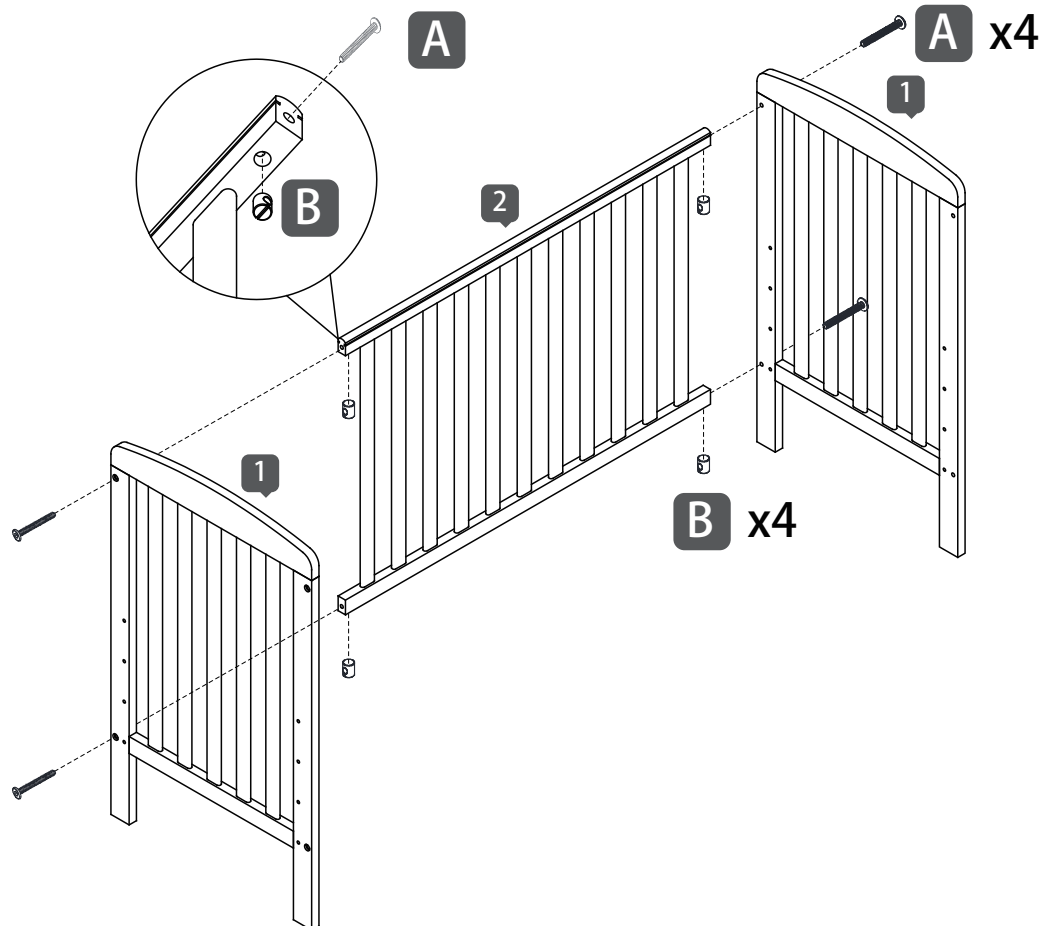
Call : **020 3475 5588** Or email us at **customerservices@babymore.co.uk**

Improper assembly can result in damage to your furniture or cause harm to your child. Proper assembly is critical to ensure a safe and comfortable end result. Please read all instructions before assembly and keep for future use.

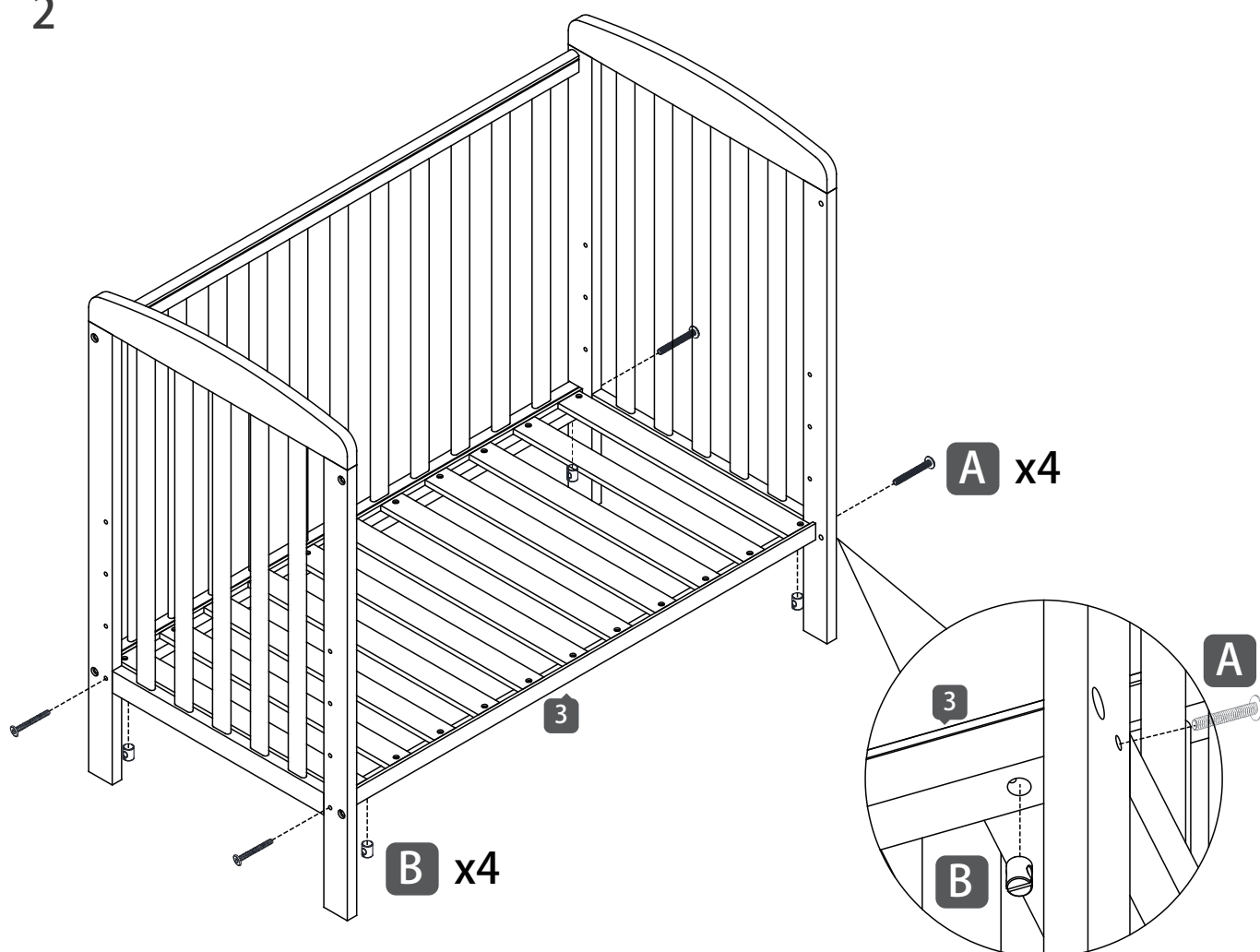
- ☒ 1 x2
- ☒ 2 x2
- ☒ 3

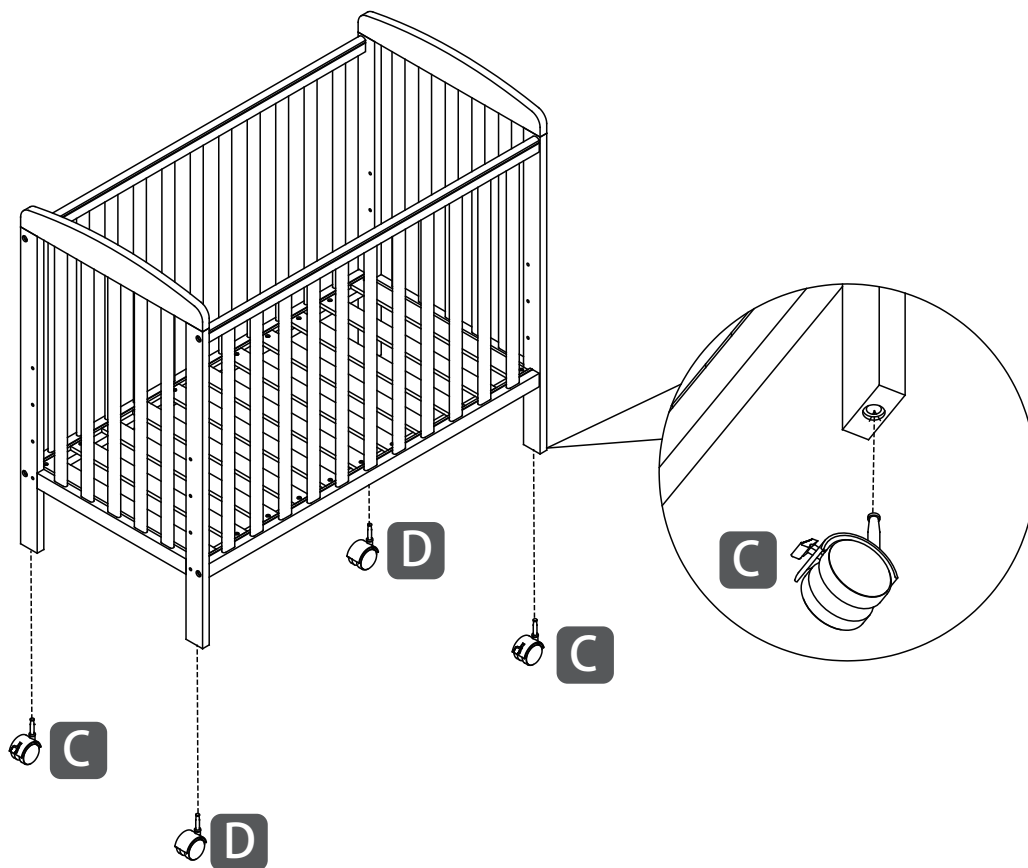
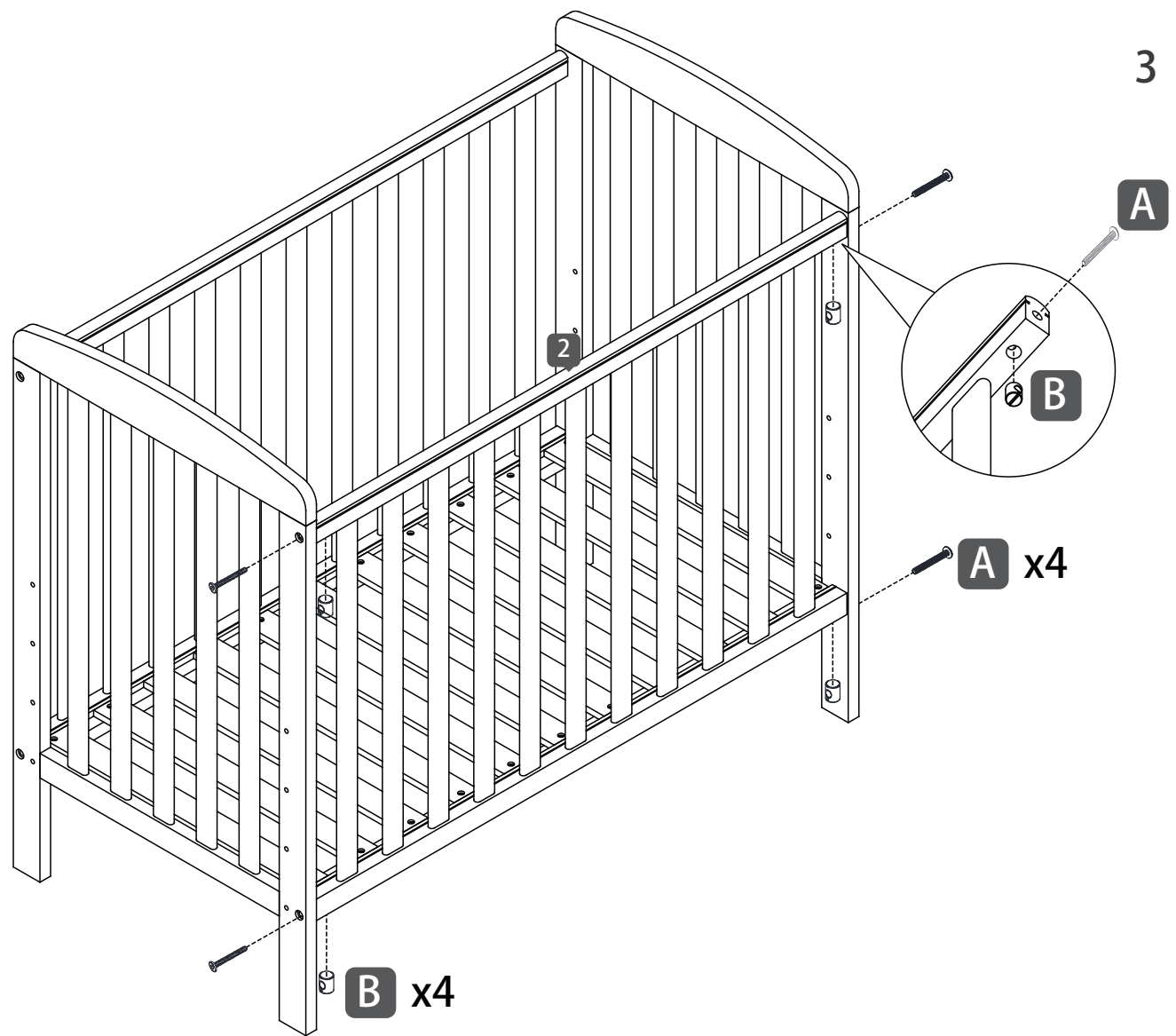


1



2







Due to constant update and improvements, some components may occasionally differ slightly from the diagrams show in these instructions.

Any spare components should only be thrown away after you have fully constructed your product.

After disassembly, it is important to retain all metal fixings and components should the product be returned to cot or bed mode in future.

We reserve the right to change the specifications of any piece of product without prior notice.

## Care & Maintenance

To preserve the hand crafted quality of furniture, we recommend using a cotton cloth and a non-toxic cleaner. Periodic use of furniture polish will maintain the good looks of your furniture. Scuff marks may be removed with a damp cloth.

## SIX MONTHS LIMITED WARRANTY

We will replace any missing parts at the time of purchase or any defective item within 6 months period from the date of original purchase. Please keep your receipt so that we may process your warranty request. This warranty only covers new units with original packaging and ownership, and is not transferable. It does not cover any used, second hand or demo models.

This Warranty does not cover any damaged or defective parts that result from installation and assembly, normal wear and tear, abuse, negligence, improper use, incidental damages or alteration to the finish, part or fitting of the cot. This in no way affects your statutory rights.

Each Babymore item is a unique piece, made of high quality wood and material. Due to the hand crafted nature of our products and our use of natural material, each piece is unique and may contain irregular qualities, there will occasionally be natural markings, minuscule burrs, or slight discolorations. These characteristics are inherent in the material and are not considered manufacturing defects. Because of this, the merchandise will be considered normal and do not merit replacement.

Thank you for purchasing Babymore If you need assistance, spare parts or you are unhappy with the goods Call : 020 3475 5588 Or email us at [customerservices@babymore.co.uk](mailto:customerservices@babymore.co.uk)

Serial Number location: Label attached on slat of mattress base.

