







ASSEMBLY INSTRUCTIONS

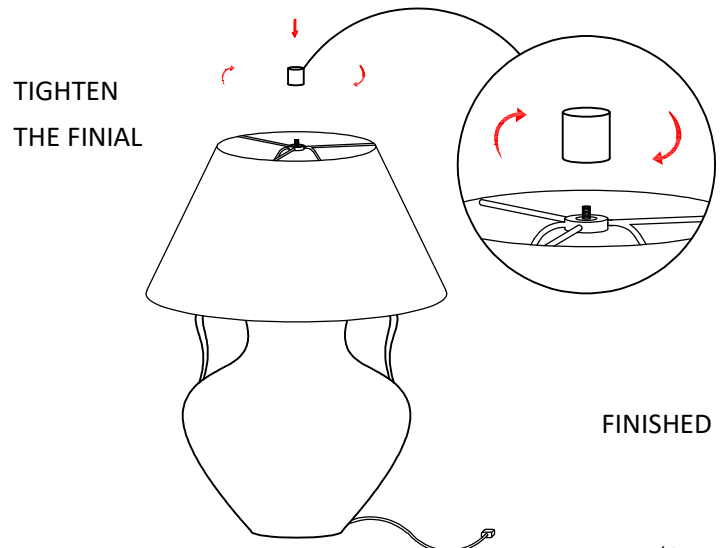


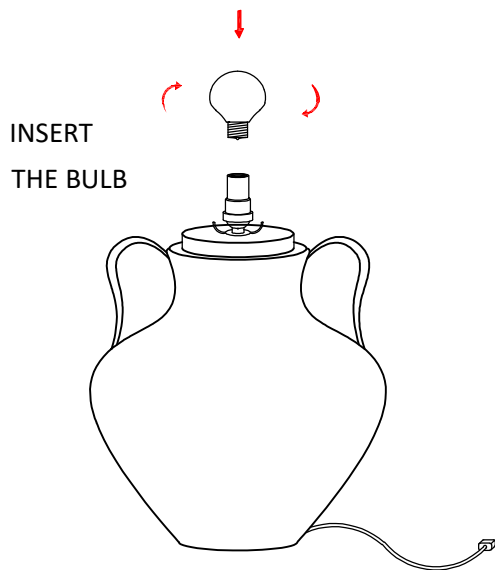
ZIVA TABLE LAMP

Thank for your purchasing this quality product. Be sure to check all packing material Carefully for small parts which may have come loose inside the carton during shipment.

Identify and count all parts and compare with the part list below.



HARDWARE ENCLOSED			
A		LAMP BASE	1
B		HARP	1
C		FINIAL	1
D		SHADE	1
E		BULB (NOT INCLUDED)	1



ASSEMBLY INSTRUCTIONS

ZIVA TABLE LAMP

WIRING CONNECTIONS

No wiring is required, just insert the polarized plug in the outlet & turn on the power when lamp assembly is finished

IMPORTANT SAFETY INSTRUCTIONS:

1. This portable lamp has a polarized plug (One blade is wider than the other) as a feature to reduce the risk of electric shock. The plug will fit in a polarized outlet only one way. If the plug does not fit fully in the outlet, reverse the plug. If it still does not fit, contact a qualified electrician. Never use with an extension cord unless plug can be fully inserted. Do not attempt to defeat this safety features.
2. It is recommended to use 1 x 100 watt (13 Watt LED) & type A / LED bulb.
3. To avoid the risk of fire do not exceed the recommended wattage.
4. The manufacturer and distributor accept no liability for incorrect installation.
5. For indoor use only.
6. Keep away from children.

WARNINGS:

When unpacking, be careful not to pull wire, as a bad connection may result. Do not connect electricity until your lamp is fully assembled. Do not touch and look directly at the bulb when lamp is illuminated.

TO ASSEMBLE:

1. Stand lamp base on the flat surface
2. Remove the final from center post, above the lamp by rotating it anti clock wise
3. Place the shade on base center post. Gently tighten back the final to affix the shade in place.
4. Insert 1 X 100 watt (13 Watt LED) & type A / LED bulb (Not included) into the socket, if suitable as per your requirement.
5. Insert the polarized plug in the outlet & turn on the power, to test the lamp

THIS PRODUCT IS NOT A TOY AND HAS NO PLAY VALUE.

STRANGULATION HAZARD

Keep cord at least 3 feet away from cribs, bassinets, and toddler beds.

Keep out of reach of children under 3years of age.