

IMPORTANT, RETAIN FOR FUTURE REFERENCE: READ CAREFULLY

ASSEMBLY & INSTRUCTION MANUAL

Garden swing

IMPORTANT, RETAIN FOR FUTURE REFERENCE: READ CAREFULLY

Only for domestic use

Use tips:

- *Put the swing stably on a flat floor.
- *Mount the swing arm in the shelter of the weather.
- *Stay away from open flames.
- *Don't hang anything in the structure.
- *Avoid the overload at the anchors.
- *It is advised that don't stay on the swing when there is a storm.
- *It is recommended to protect in case of strong wind or rain and in your absence.

Precautions before assembly:

- *Prepare a clean and dry mounting area.
- *Verify that the product is not damaged.
- *Check that none of the pieces are missing.

Maintenance:

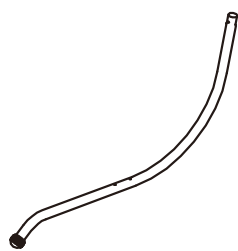
- *Clean with a soft fabric.
- *Regularly remove leaves and / or water collected on the canvas.
- *Check the anchors regularly.

Storage conditions:

*The fabric should be stored completely dry, in a clean and dry place to avoid the risks of mold.

Caution with the risks of pinching or cuts during assembly.

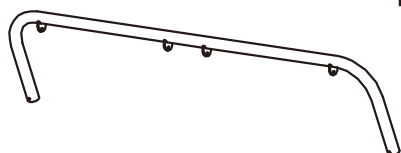
The manufacturer declines all responsibility in case of damages due to a bad installation or due to weather.



A x 2



B x 2



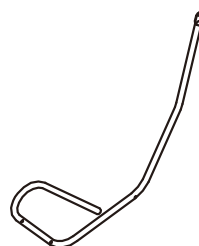
C x 1




F x 1



H x 4



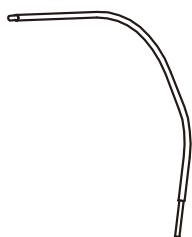
I x 4



J x 2




K x 2



L x 4



M x 2



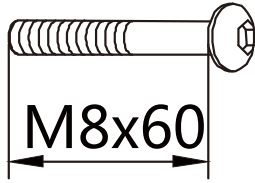
N x 2



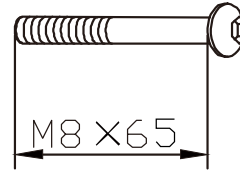
X x 1



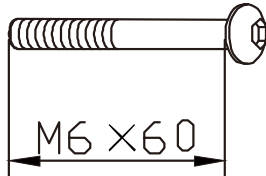
Y x 1



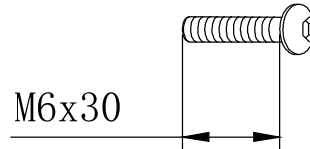
O x 8
+1(spare)



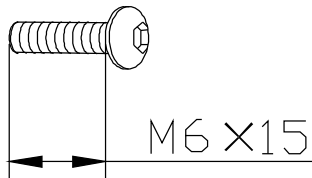
P x 4



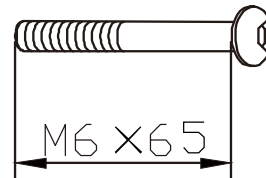
Q x12
+1(spare)



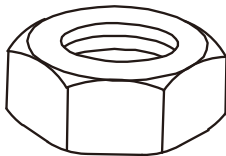
R x 4



S x 4



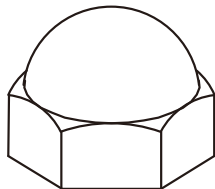
T x 2



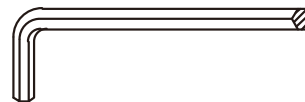
V x14
M6
V x12
M8
+1(spare)



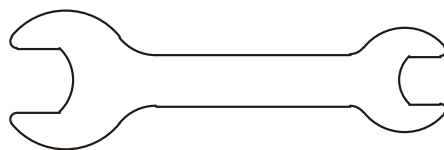
W x14
M6
W x12
M8
+1(spare)



Z x14
M6
Z x12
M8
+1(spare)



AA x 1
M6
AA x 1
M8
+1(spare)



BB x 1

O x 4



M8*60

V x 4



M8

W x 4




M8

Z x 4



M8



P x 4



M8*65

V x 4



M8

W x 4

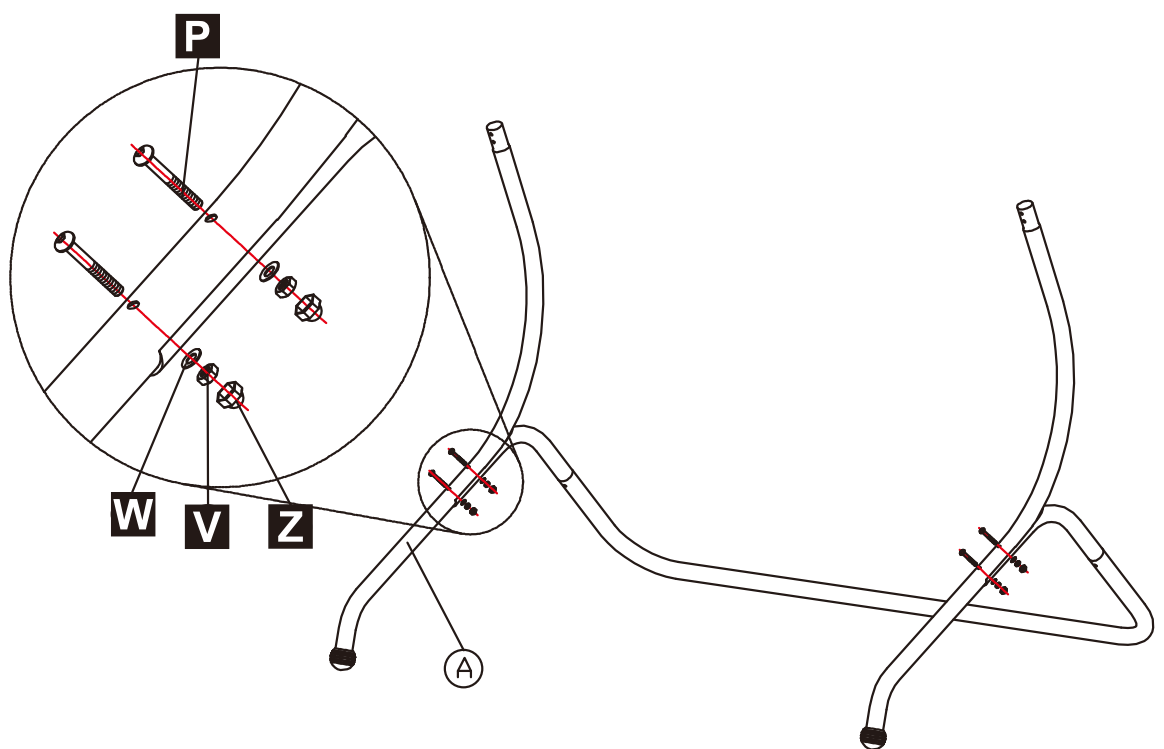


M8

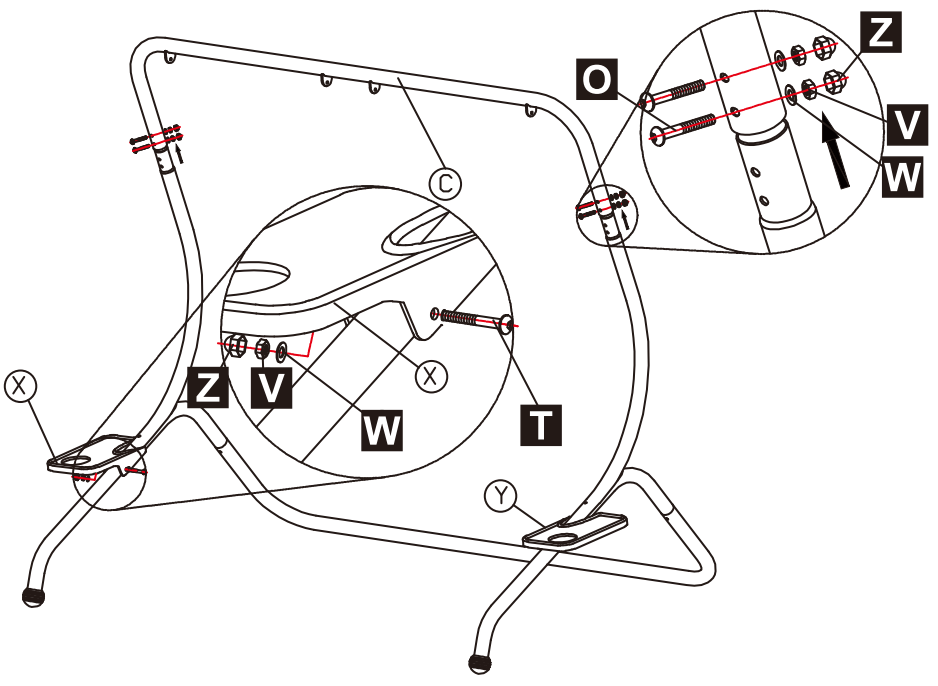
Z x 4



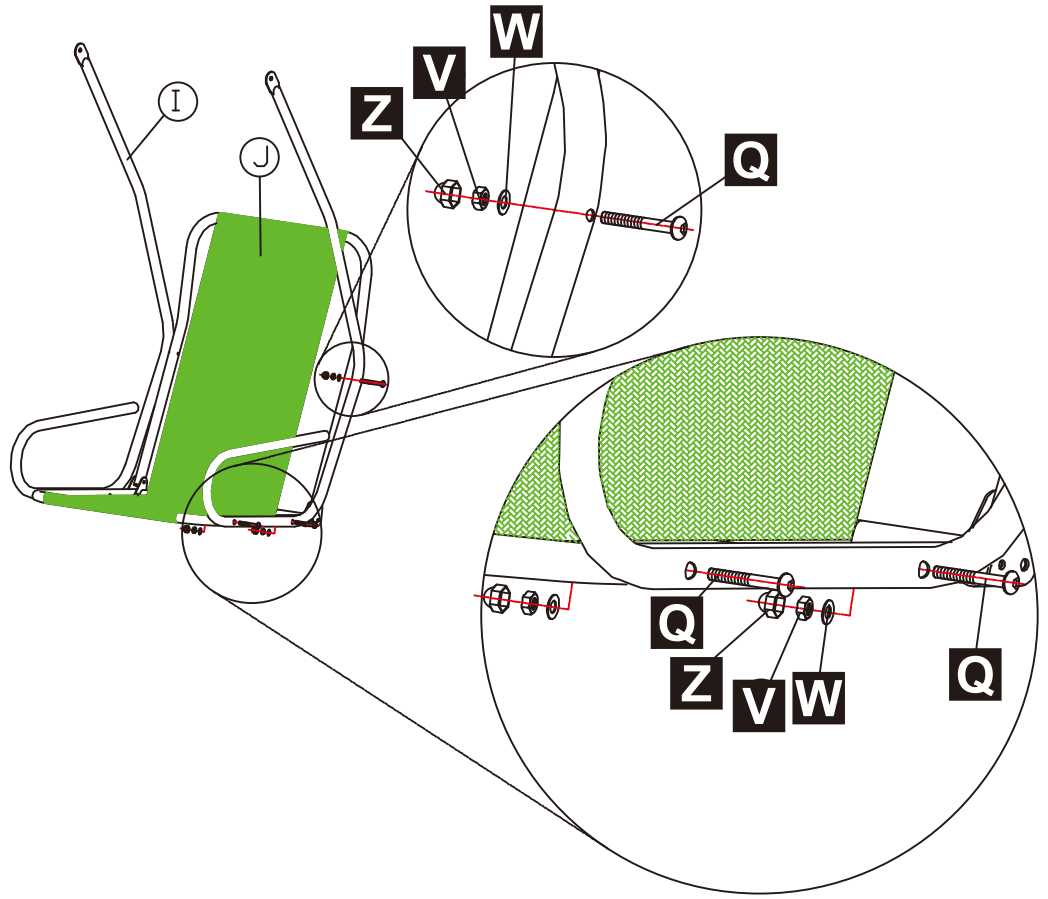
M8

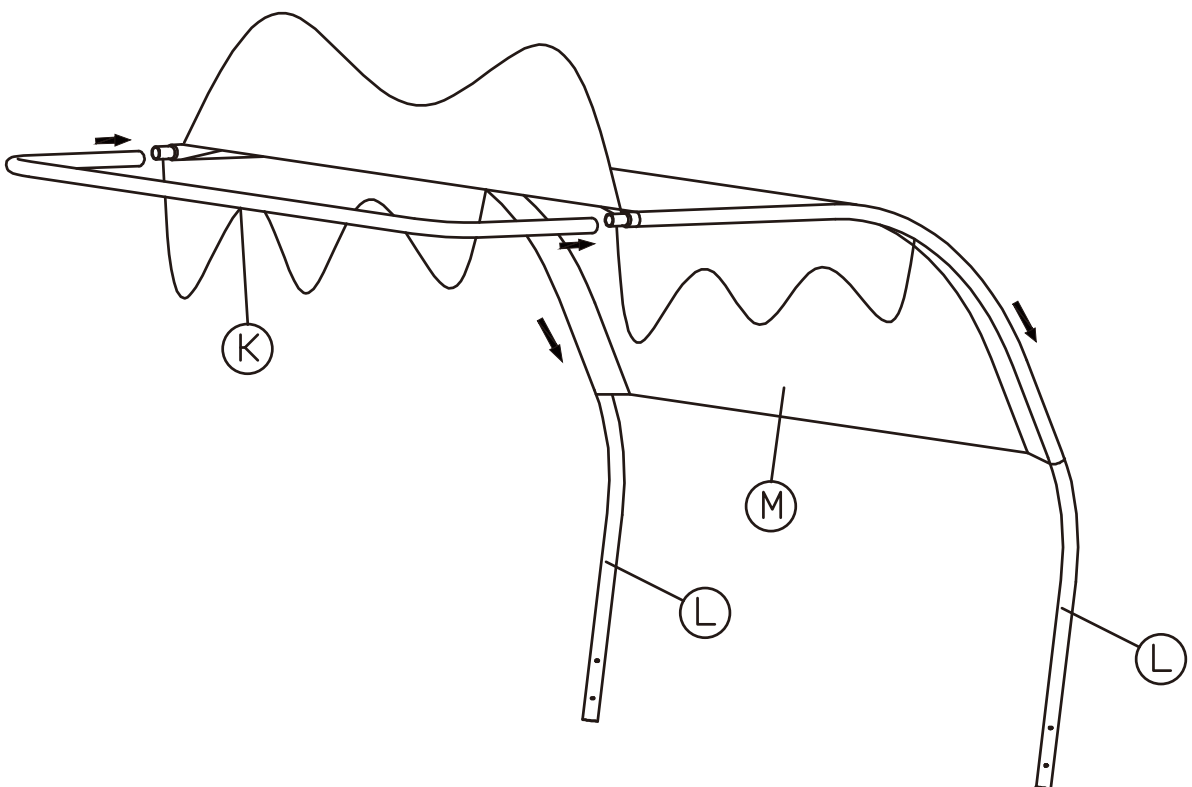
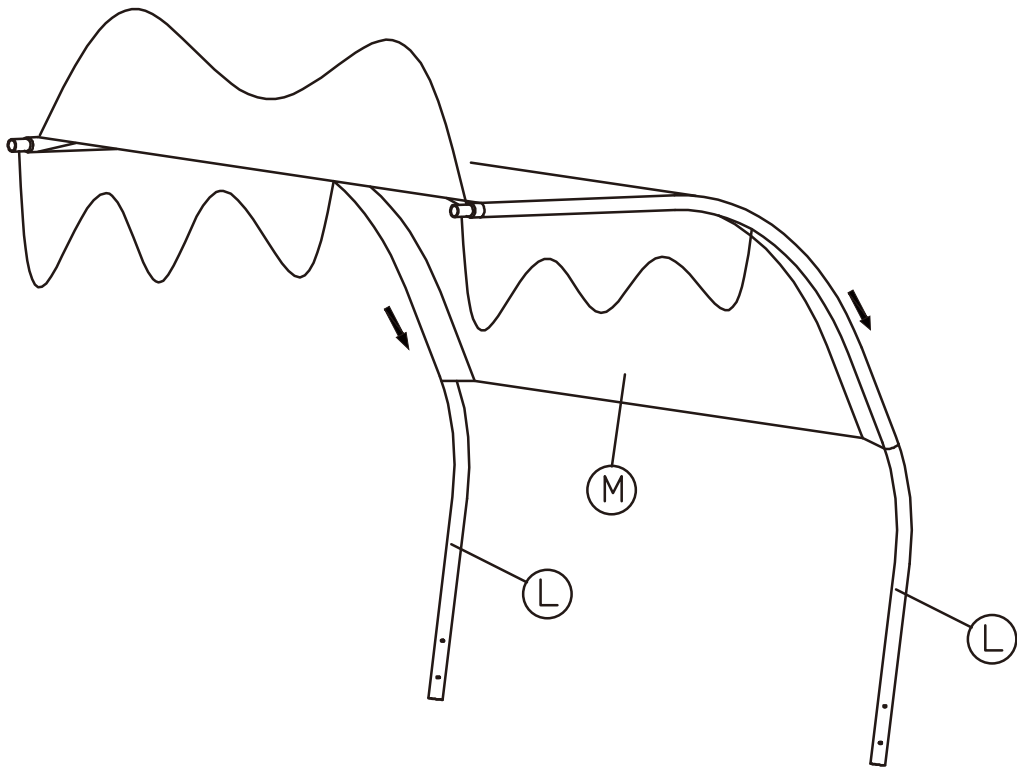


- O** x 4
M8*60
- T** x 2
M6*65
- V** x 4
M8
- V** x 2
M6
- W** x 4
M8
- W** x 2
M6
- Z** x 4
M8
- Z** x 2
M6



- Q** x 12
M6*60
- V** x 12
M6
- W** x 12
M6
- Z** x 12
M6





R x 4



M6*30

S x 4



M6*15

